


INTRODUCING

UCAS TRACKER

UCAS



A NEW DATA DASHBOARD

We're constantly striving to help you understand and improve your performance – in isolation, against specific competitors and benchmarked against the entire sector.

And we want to give you the best data in the most useful way.

Which is why we're saying goodbye to Application and Decision Tracker in summer 2024 and replacing it with UCAS Tracker, which gives a new and improved view of UCAS' data.

The basic version of our new UCAS Tracker is available for all providers to start using now.

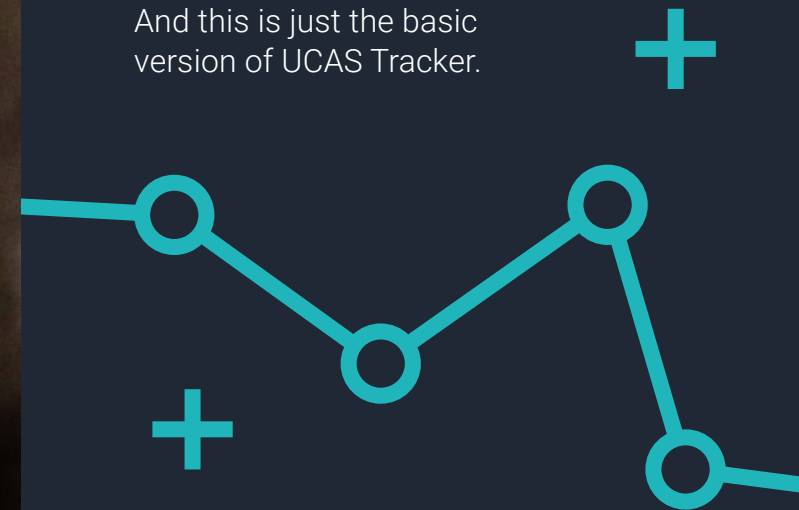
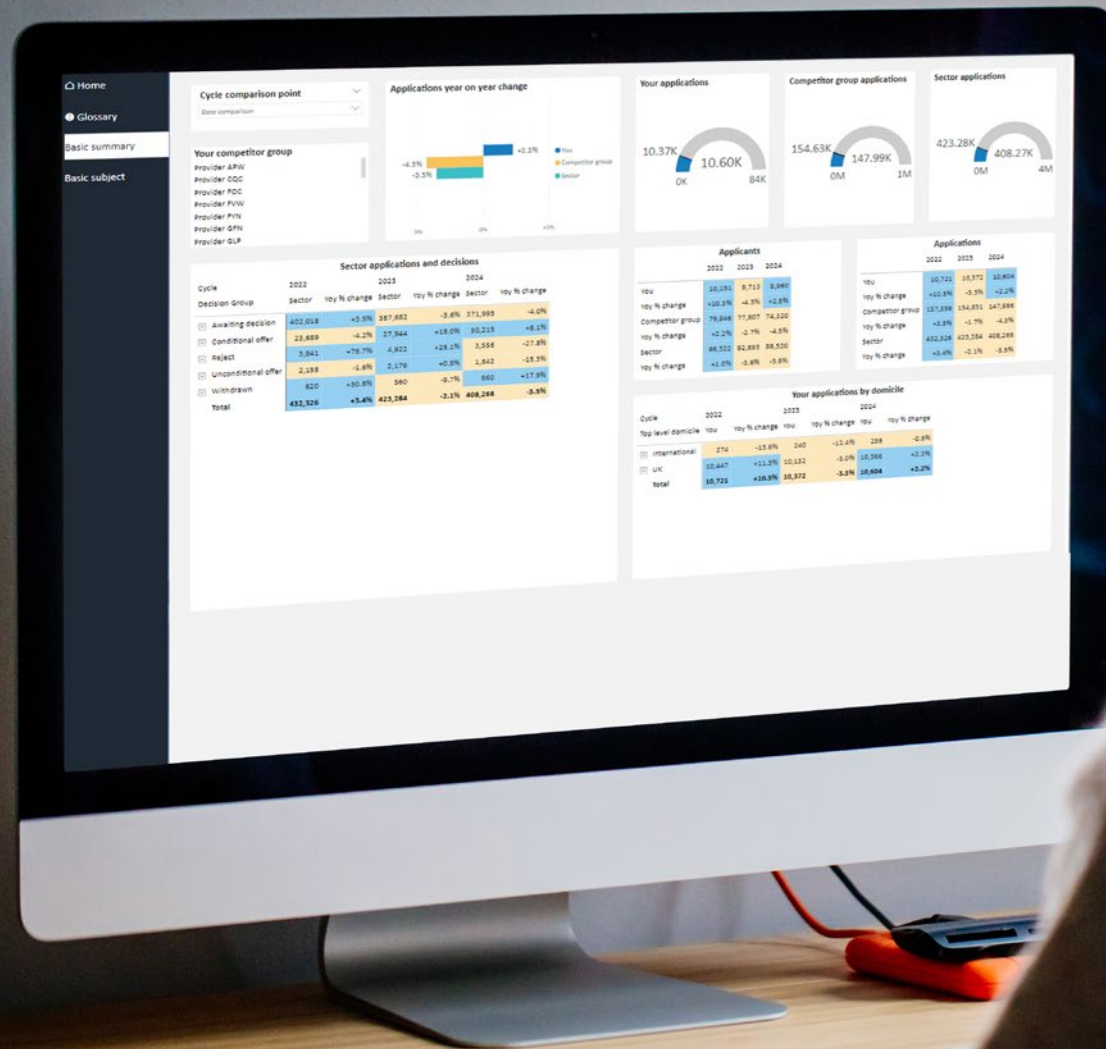


UCAS TRACKER VS APPLICATION AND DECISION TRACKER

One major difference is that the data in our new UCAS Tracker is updated daily. No more waiting for that weekly report. See the immediate impact of campaigns, keep tabs on changing trends, react, and get ahead faster.

We've also changed how you can interact with the data, and have built in a "days to deadline" filter which will give you clearer understanding of your year-on-year performance, which we think you'll find useful too.

And this is just the basic version of UCAS Tracker.



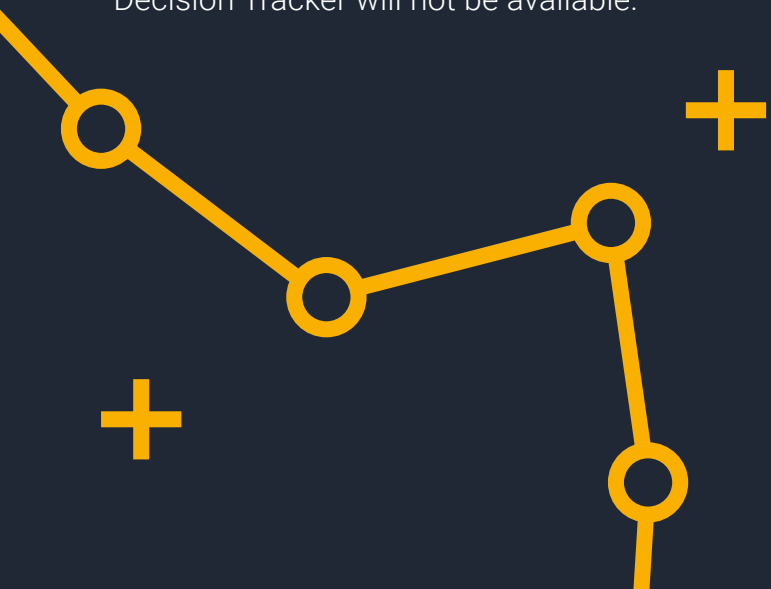
SWITCHING TO UCAS TRACKER

To make this easy for you, Application and Decision Tracker and UCAS Tracker will both be available on UCAS.com, until summer 2024.

UCAS Tracker (basic) is available to all providers now, as part of your capitation fee.

We'll be introducing UCAS Tracker (enhanced) in beta by the end of this calendar year. It will be available to providers who subscribe to the enhanced version of Application and Decision Tracker.

From the 2025 cycle, users will only have access to UCAS Tracker: Application and Decision Tracker will not be available.



HOW TO ACCESS UCAS TRACKER (BASIC)

Any member of staff at your organisation can be given access to UCAS Tracker (basic) now by your UCAS.com administrators.

1. How UCAS.com admin users can assign UCAS Tracker access to colleagues

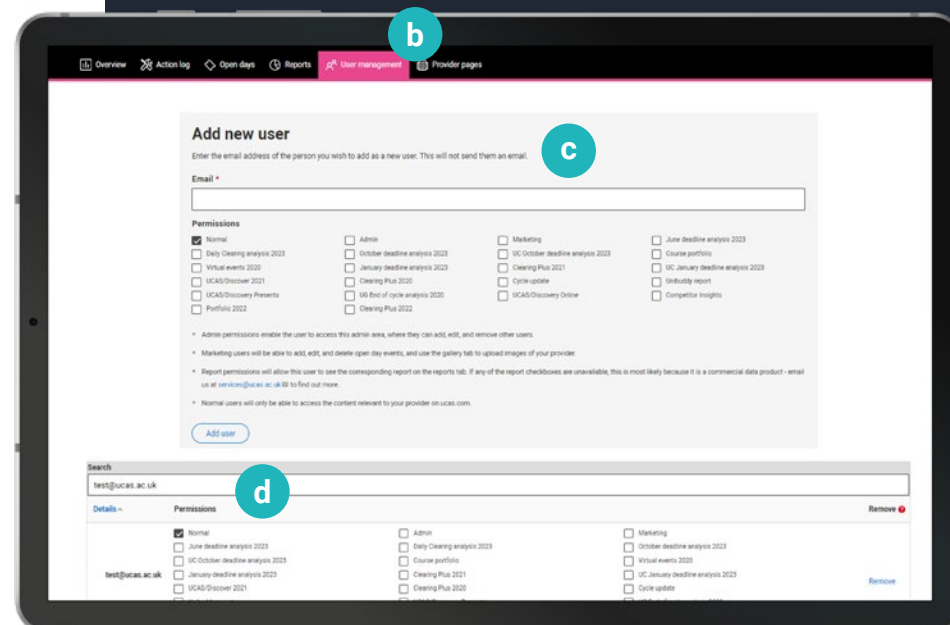
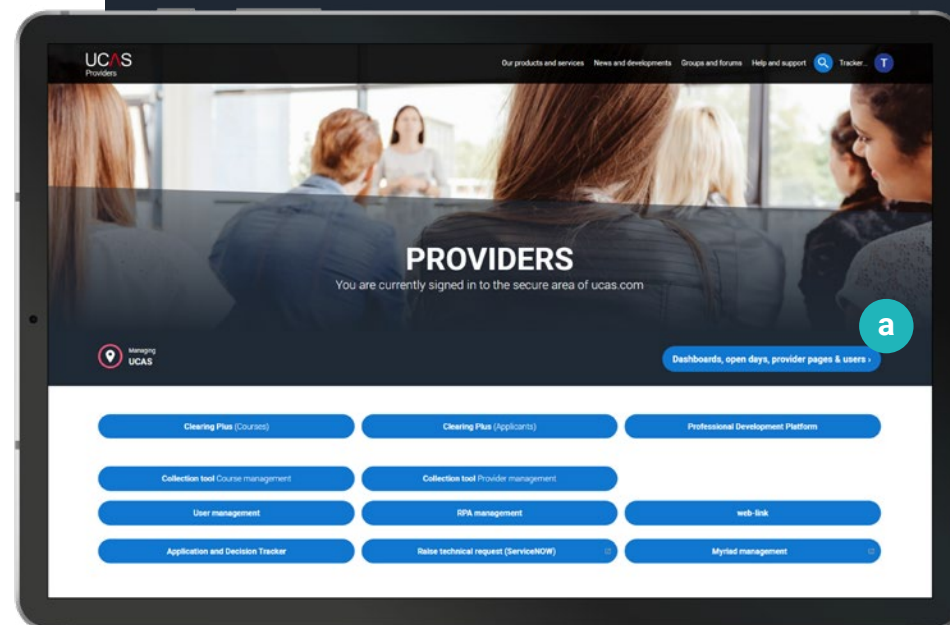
- ▶ Sign in to UCAS.com, and, from the Providers homepage, click on the 'Dashboards, Open Days, Provider Pages & Users' button:

Dashboards, open days, provider pages & users

- ▶ Select the 'User management' tab (only admin users can see this tab):

User management

- ▶ If the user to be assigned UCAS Tracker access doesn't already have a UCAS.com account, in the 'Add new user' section enter their email address and tick the 'UCAS Tracker (basic access)' box. They'll then be sent an email with details on how to log into their account.
- ▶ If the user to be assigned UCAS Tracker access does already have a UCAS.com account, search for them (by name or email address) using the search bar, then tick the 'UCAS Tracker (basic access)' box.



2. How to access UCAS Tracker

(once you have been assigned access by a UCAS.com admin)

- ▶ Sign in to UCAS.com, and, from the Providers homepage, click on the 'Dashboards, Open Days, Provider Pages & Users' button:

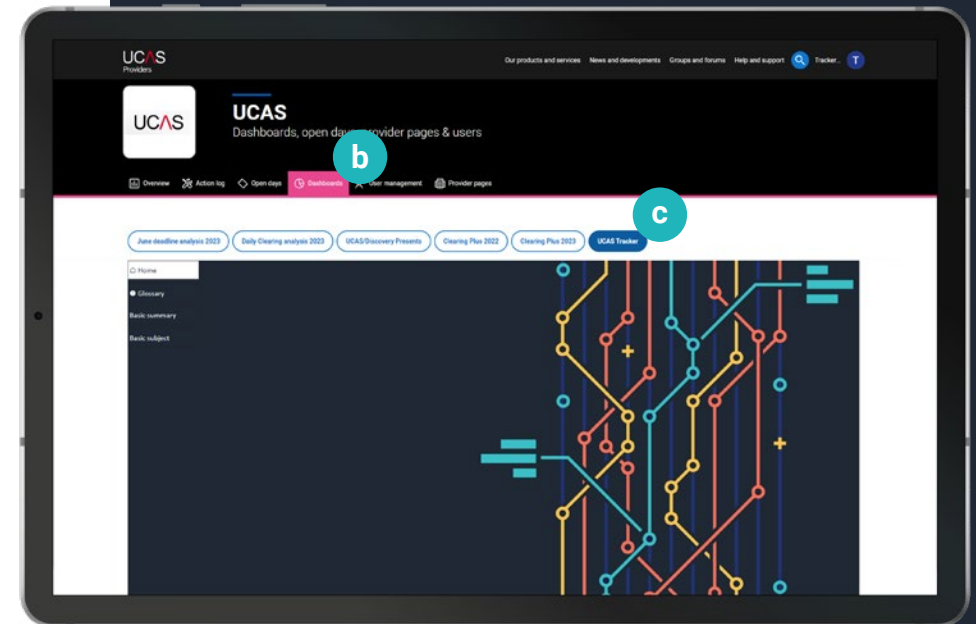
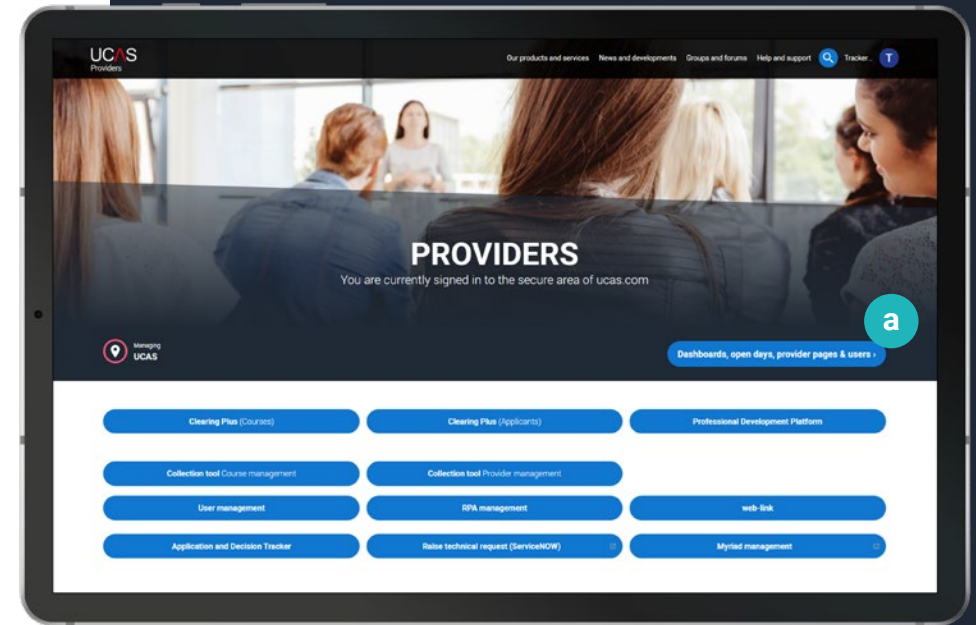
Dashboards, open days, provider pages & users

- ▶ Select the 'Dashboards' tab:

Dashboards

- ▶ Click on 'UCAS Tracker (basic access)' (if the button doesn't appear, it means you don't have the relevant access and an admin user at your organisation will need to assign you):

UCAS Tracker



FIND OUT MORE

To find out more, just speak to your Customer Success Director / Customer Manager or email:

datainsights@ucas.ac.uk

You can also join our regular UCAS Tracker webinars to discover more, give your feedback and help shape the future direction of our new data dashboard.

Sign up for our webinars now at:

ucas.com/tracker-webinars



UCAS
Rosehill
New Barn Lane
Cheltenham
GL52 3LZ

01242 544 881

ucas.com/business

twitter.com/ucas_corporate

linkedin.com/company/ucas

UCAS

