

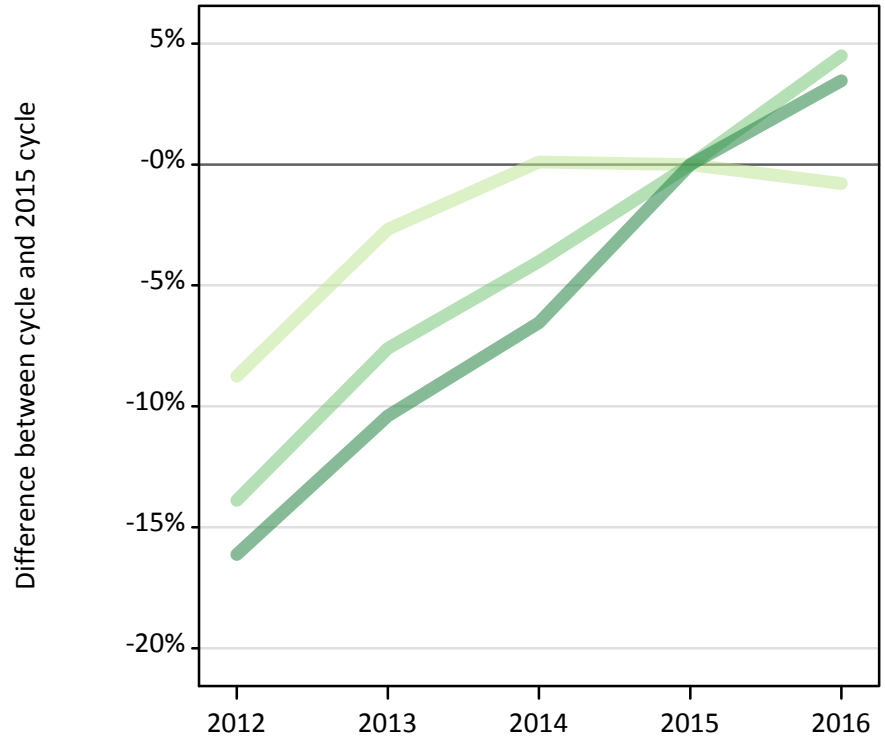
Daily Clearing Analysis: Tariff

Analysis at 00:05 on Wednesday 24 August 2016 (6 days after A level results day)

T.1 Placed applicants from all domiciles by tariff group: 6 days after A level results day

Placed applicants: change relative to 2015 cycle totals

- Lower tariff
- Medium tariff
- Higher tariff



T.2 Placed applicants from all domiciles by tariff group: 6 days after A level results day

Applicant Status	Tariff group	2012	2013	2014	2015	2016
Placed	Lower tariff	162,190	173,000	177,940	177,760	176,360
	Medium tariff	129,710	139,180	144,570	150,620	157,380
	Higher tariff	118,670	126,770	132,210	141,480	146,380

T.3 Placed applicants from all domiciles by tariff group: 6 days after A level results day

Placed applicants: change relative to 2015 cycle totals

Applicant Status	Tariff group	2012	2013	2014	2015	2016
Placed	Lower tariff	-9%	-3%	0%	0%	-1%
	Medium tariff	-14%	-8%	-4%	0%	4%
	Higher tariff	-16%	-10%	-7%	0%	3%

T.4 Placed applicants from all domiciles by tariff group: 6 days after A level results day

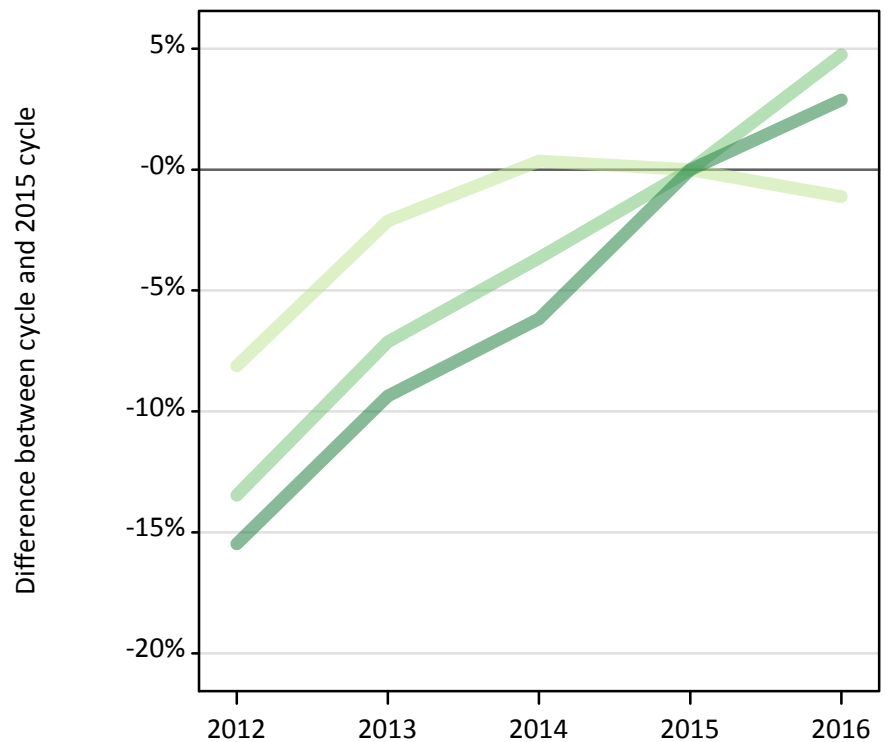
Placed applicants: absolute change relative to 2015 cycle totals

Applicant Status	Tariff group	2012	2013	2014	2015	2016
Placed	Lower tariff	-15,570	-4,760	190	0	-1,390
	Medium tariff	-20,920	-11,440	-6,060	0	6,760
	Higher tariff	-22,810	-14,710	-9,260	0	4,900

T.5 Placed applicants from the UK by tariff group: 6 days after A level results day

Placed applicants: change relative to 2015 cycle totals

- Lower tariff
- Medium tariff
- Higher tariff



T.6 Placed applicants from the UK by tariff group: 6 days after A level results day

Applicant Status	Tariff group	2012	2013	2014	2015	2016
Placed	Lower tariff	152,880	162,860	166,990	166,390	164,530
	Medium tariff	115,330	123,790	128,400	133,280	139,610
	Higher tariff	93,960	100,750	104,310	111,170	114,360

T.7 Placed applicants from the UK by tariff group: 6 days after A level results day

Placed applicants: change relative to 2015 cycle totals

Applicant Status	Tariff group	2012	2013	2014	2015	2016
Placed	Lower tariff	-8%	-2%	0%	0%	-1%
	Medium tariff	-13%	-7%	-4%	0%	5%
	Higher tariff	-15%	-9%	-6%	0%	3%

T.8 Placed applicants from the UK by tariff group: 6 days after A level results day

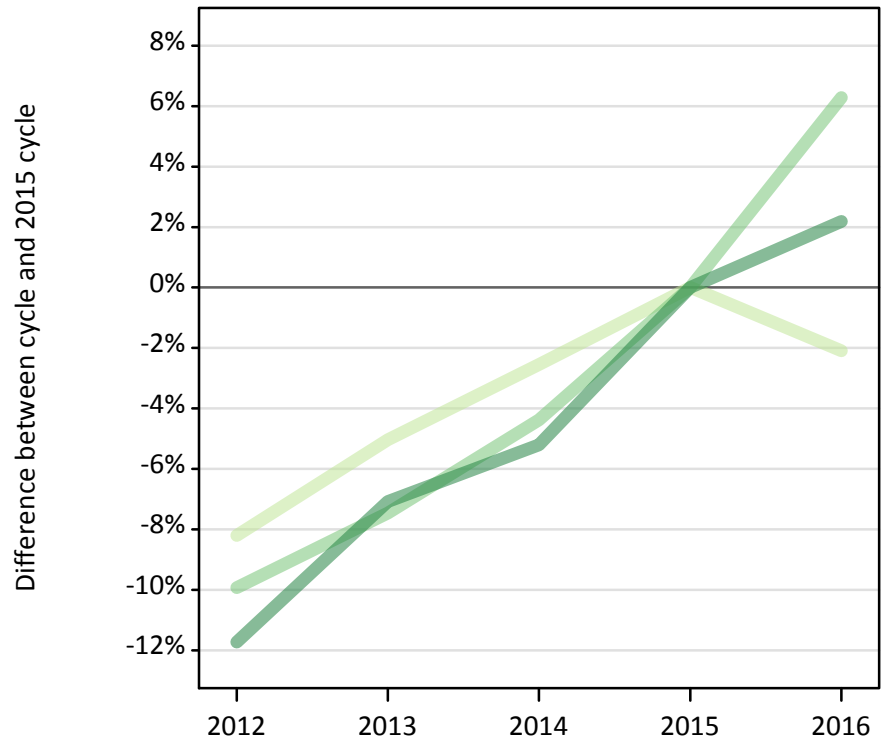
Placed applicants: absolute change relative to 2015 cycle totals

Applicant Status	Tariff group	2012	2013	2014	2015	2016
Placed	Lower tariff	-13,510	-3,530	600	0	-1,870
	Medium tariff	-17,950	-9,490	-4,880	0	6,330
	Higher tariff	-17,210	-10,410	-6,860	0	3,200

T.9 Placed 18 year old applicants from the UK by tariff group: 6 days after A level results day

Placed 18 year old applicants: change relative to 2015 cycle totals

■ Lower tariff
■ Medium tariff
■ Higher tariff



T.10 Placed 18 year old applicants from the UK by tariff group: 6 days after A level results day

Applicant Status	Tariff group	2012	2013	2014	2015	2016
Placed	Lower tariff	70,160	72,570	74,470	76,420	74,830
	Medium tariff	66,020	67,820	70,080	73,290	77,890
	Higher tariff	69,030	72,670	74,130	78,200	79,910

T.11 Placed 18 year old applicants from the UK by tariff group: 6 days after A level results day

Placed 18 year old applicants: change relative to 2015 cycle totals

Applicant Status	Tariff group	2012	2013	2014	2015	2016
Placed	Lower tariff	-8%	-5%	-3%	0%	-2%
	Medium tariff	-10%	-7%	-4%	0%	6%
	Higher tariff	-12%	-7%	-5%	0%	2%

T.12 Placed 18 year old applicants from the UK by tariff group: 6 days after A level results day

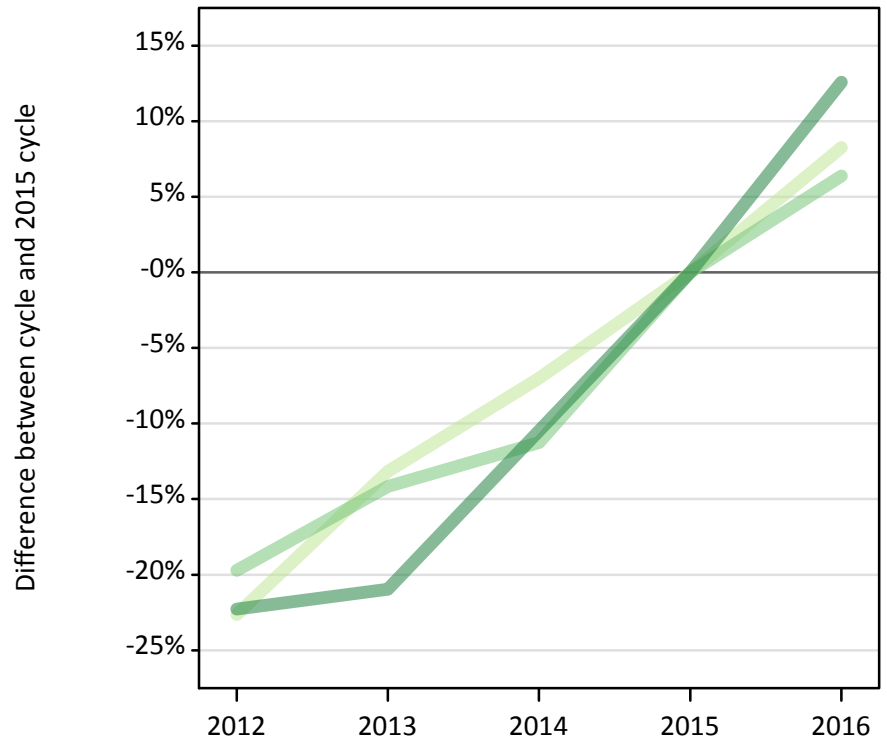
Placed 18 year old applicants: absolute change relative to 2015 cycle totals

Applicant Status	Tariff group	2012	2013	2014	2015	2016
Placed	Lower tariff	-6,270	-3,850	-1,950	0	-1,600
	Medium tariff	-7,270	-5,470	-3,210	0	4,600
	Higher tariff	-9,170	-5,530	-4,070	0	1,710

T.13 Placed applicants from the EU (excluding the UK) by tariff group: 6 days after A level results day

Placed applicants: change relative to 2015 cycle totals

- Lower tariff
- Medium tariff
- Higher tariff



T.14 Placed applicants from the EU (excluding the UK) by tariff group: 6 days after A level results day

Applicant Status	Tariff group	2012	2013	2014	2015	2016
Placed	Lower tariff	5,690	6,380	6,840	7,350	7,960
	Medium tariff	6,580	7,030	7,270	8,190	8,710
	Higher tariff	8,400	8,550	9,680	10,810	12,170

T.15 Placed applicants from the EU (excluding the UK) by tariff group: 6 days after A level results day

Placed applicants: change relative to 2015 cycle totals

Applicant Status	Tariff group	2012	2013	2014	2015	2016
Placed	Lower tariff	-23%	-13%	-7%	0%	8%
	Medium tariff	-20%	-14%	-11%	0%	6%
	Higher tariff	-22%	-21%	-10%	0%	13%

T.16 Placed applicants from the EU (excluding the UK) by tariff group: 6 days after A level results day

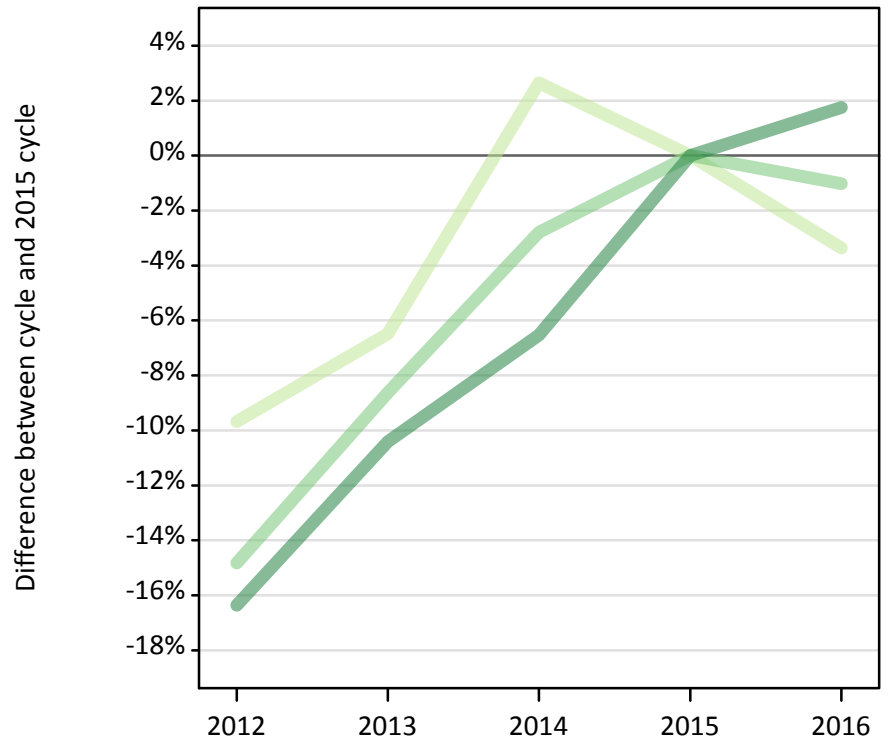
Placed applicants: absolute change relative to 2015 cycle totals

Applicant Status	Tariff group	2012	2013	2014	2015	2016
Placed	Lower tariff	-1,660	-970	-520	0	610
	Medium tariff	-1,610	-1,160	-920	0	520
	Higher tariff	-2,410	-2,270	-1,130	0	1,360

T.17 Placed applicants from overseas (not EU) by tariff group: 6 days after A level results day

Placed applicants: change relative to 2015 cycle totals

■ Lower tariff
■ Medium tariff
■ Higher tariff



T.18 Placed applicants from overseas (not EU) by tariff group: 6 days after A level results day

Applicant Status	Tariff group	2012	2013	2014	2015	2016
Placed	Lower tariff	3,620	3,750	4,120	4,010	3,880
	Medium tariff	7,790	8,360	8,890	9,150	9,060
	Higher tariff	16,310	17,470	18,220	19,500	19,840

T.19 Placed applicants from overseas (not EU) by tariff group: 6 days after A level results day

Placed applicants: change relative to 2015 cycle totals

Applicant Status	Tariff group	2012	2013	2014	2015	2016
Placed	Lower tariff	-10%	-6%	3%	0%	-3%
	Medium tariff	-15%	-9%	-3%	0%	-1%
	Higher tariff	-16%	-10%	-7%	0%	2%

T.20 Placed applicants from overseas (not EU) by tariff group: 6 days after A level results day

Placed applicants: absolute change relative to 2015 cycle totals

Applicant Status	Tariff group	2012	2013	2014	2015	2016
Placed	Lower tariff	-390	-260	110	0	-140
	Medium tariff	-1,360	-790	-260	0	-90
	Higher tariff	-3,190	-2,030	-1,270	0	340