

Daily Clearing Analysis: Overview

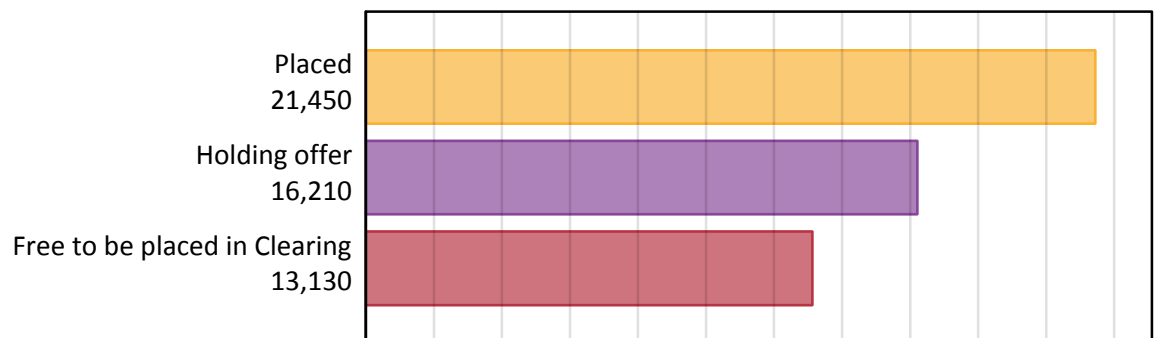
Analysis at 00:05 on Tuesday 9 August 2016 (SQA results day)

A.1 Applicants by type and status from the EU - excluding UK, 2016 cycle

Applicants at SQA results day

Applicant type	Status	2016
Main scheme	Placed (Clearing)	240
	Placed (Adjustment)	0
	Placed (Firm)	19,520
	Placed (Insurance)	740
	Placed (Other)	880
	Holding offer	16,210
	Free to be placed in Clearing	13,130
Direct to Clearing	Placed (Direct to Clearing)	80
	Other (Direct to Clearing)	270
All applicants	Placed	21,450

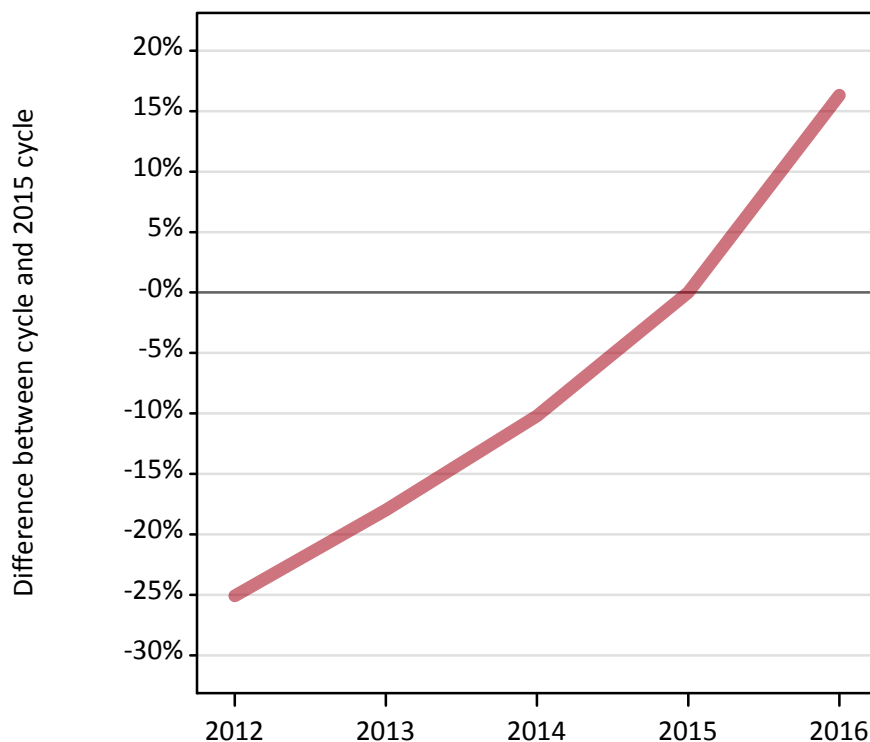
A.2 Summary of applicants who are placed, holding offers or free to be placed in Clearing, from the EU - excluding UK



A.3 All placed applicants from the EU - excluding UK: SQA results day

All placed applicants: change relative to 2015 cycle totals

Placed



A.4 All placed applicants from the EU - excluding UK: SQA results day

All placed applicants: applicants at SQA results day

Applicant type	Status	2012	2013	2014	2015	2016
All applicants	Placed	13,820	15,120	16,560	18,440	21,450

A.5 All placed applicants from the EU - excluding UK: SQA results day

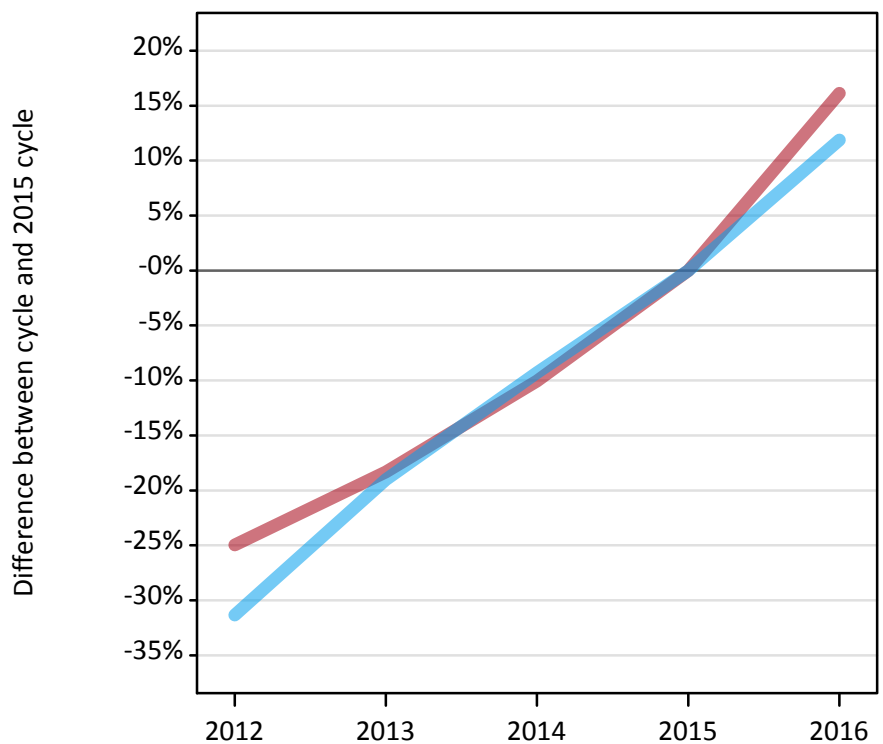
All placed applicants: change relative to 2015 cycle totals

Applicant type	Status	2012	2013	2014	2015	2016
All applicants	Placed	-25%	-18%	-10%	0%	16%

A.6 Placed main scheme applicants from the EU - excluding UK: SQA results day

Selected placed routes: change relative to 2015 cycle totals

Placed (Firm)
Placed (Insurance)



A.7 Placed main scheme applicants from the EU - excluding UK: SQA results day

All Main scheme placed routes (excluding Adjustment): applicants at SQA results day

Applicant type	Status	2012	2013	2014	2015	2016
Main scheme	Placed (Clearing)	90	100	120	200	240
	Placed (Firm)	12,610	13,730	15,110	16,810	19,520
	Placed (Insurance)	450	530	600	660	740
	Placed (Other)	630	710	690	710	880

A.8 Placed main scheme applicants from the EU - excluding UK: SQA results day

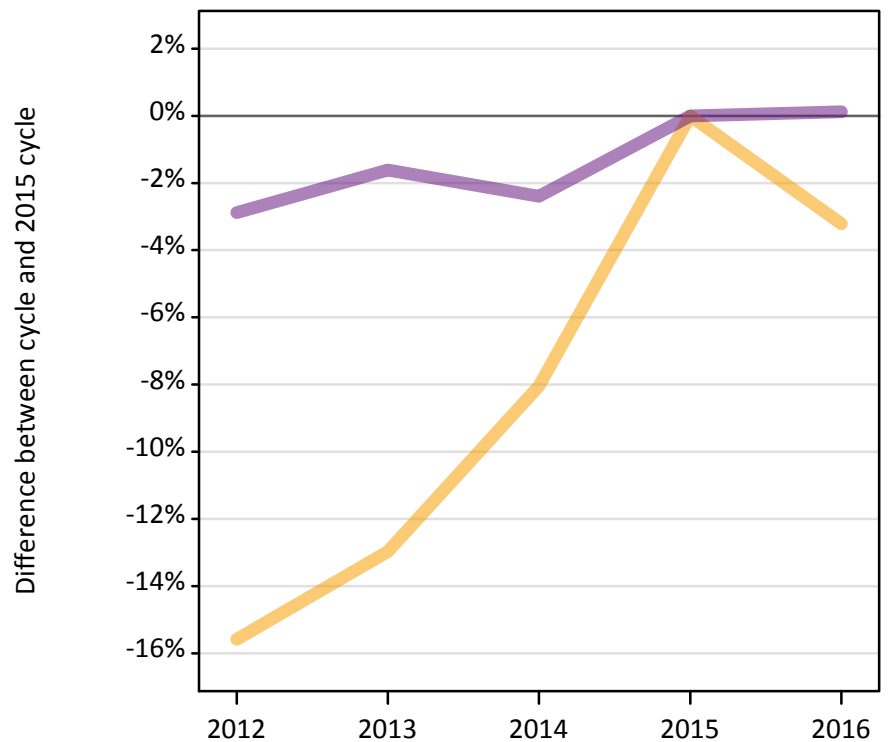
Selected placed routes: change relative to 2015 cycle totals

Applicant type	Status	2012	2013	2014	2015	2016
Main scheme	Placed (Firm)	-25%	-18%	-10%	0%	16%
	Placed (Insurance)	-31%	-19%	-9%	0%	12%

A.9 Main scheme applicants not currently placed from the EU - excluding UK: SQA results day

Applicants in unplaced states: change relative to 2015 cycle totals

— Holding offer
— Free to be placed in Clearing



A.10 Main scheme applicants not currently placed from the EU - excluding UK: SQA results day

Applicants in unplaced states: applicants at SQA results day

Applicant type	Status	2012	2013	2014	2015	2016
Main scheme	Holding offer	14,140	14,570	15,400	16,750	16,210
	Free to be placed in Clearing	12,730	12,900	12,800	13,110	13,130

A.11 Main scheme applicants not currently placed from the EU - excluding UK: SQA results day

Applicants in unplaced states: change relative to 2015 cycle totals

Applicant type	Status	2012	2013	2014	2015	2016
Main scheme	Holding offer	-16%	-13%	-8%	0%	-3%
	Free to be placed in Clearing	-3%	-2%	-2%	0%	0%