

Daily Clearing Analysis: Overview

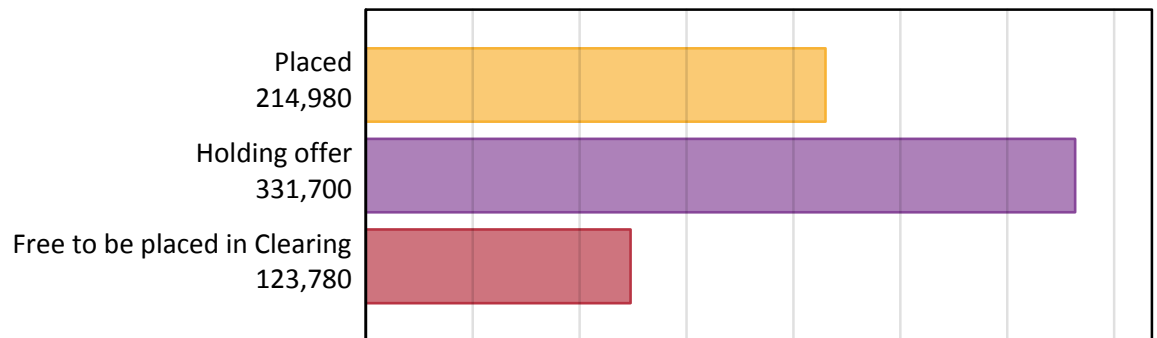
Analysis at 00:05 on Tuesday 9 August 2016 (SQA results day)

A.1 Applicants by type and status from all domiciles, 2016 cycle

Applicants at SQA results day

Applicant type	Status	2016
Main scheme	Placed (Clearing)	2,170
	Placed (Adjustment)	0
	Placed (Firm)	197,170
	Placed (Insurance)	3,180
	Placed (Other)	10,760
	Holding offer	331,700
	Free to be placed in Clearing	123,780
Direct to Clearing	Placed (Direct to Clearing)	1,690
	Other (Direct to Clearing)	6,240
All applicants	Placed	214,980

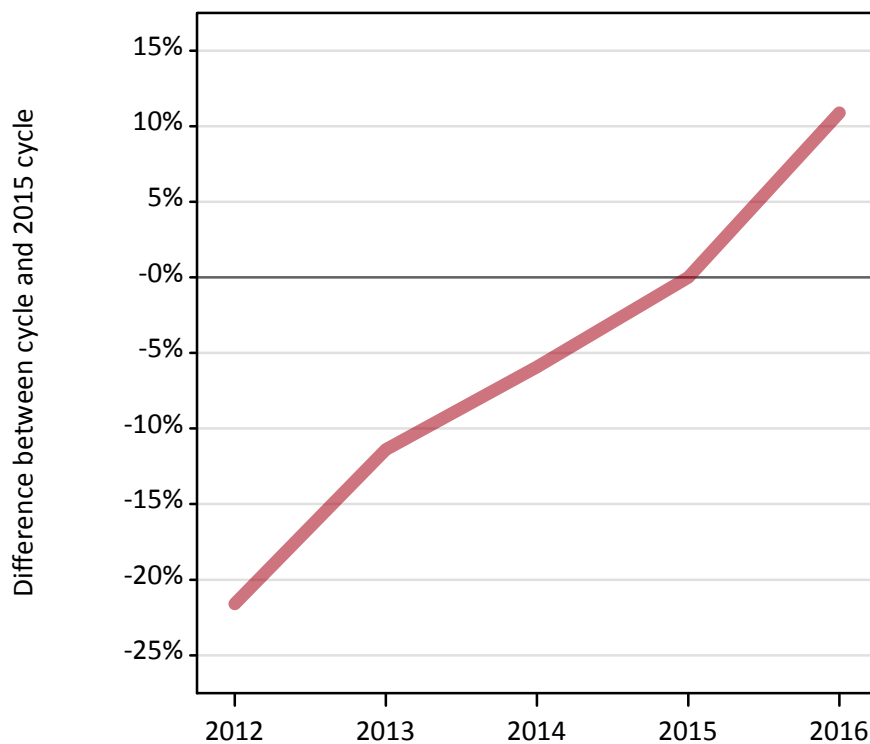
A.2 Summary of applicants who are placed, holding offers or free to be placed in Clearing, from all domiciles



A.3 All placed applicants from all domiciles: SQA results day

All placed applicants: change relative to 2015 cycle totals

Placed



A.4 All placed applicants from all domiciles: SQA results day

All placed applicants: applicants at SQA results day

Applicant type	Status	2012	2013	2014	2015	2016
All applicants	Placed	151,980	171,790	182,370	193,860	214,980

A.5 All placed applicants from all domiciles: SQA results day

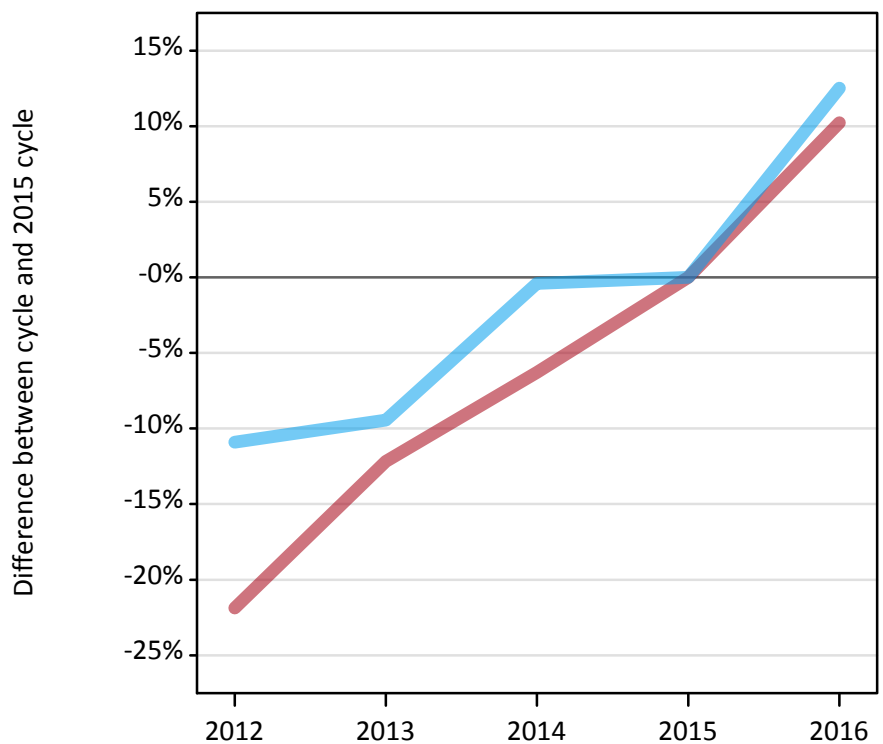
All placed applicants: change relative to 2015 cycle totals

Applicant type	Status	2012	2013	2014	2015	2016
All applicants	Placed	-22%	-11%	-6%	0%	11%

A.6 Placed main scheme applicants from all domiciles: SQA results day

Selected placed routes: change relative to 2015 cycle totals

Placed (Firm)
Placed (Insurance)



A.7 Placed main scheme applicants from all domiciles: SQA results day

All Main scheme placed routes (excluding Adjustment): applicants at SQA results day

Applicant type	Status	2012	2013	2014	2015	2016
Main scheme	Placed (Clearing)	1,060	1,360	1,520	1,780	2,170
	Placed (Firm)	139,740	157,110	167,610	178,870	197,170
	Placed (Insurance)	2,520	2,560	2,820	2,830	3,180
	Placed (Other)	7,970	9,720	9,590	9,320	10,760

A.8 Placed main scheme applicants from all domiciles: SQA results day

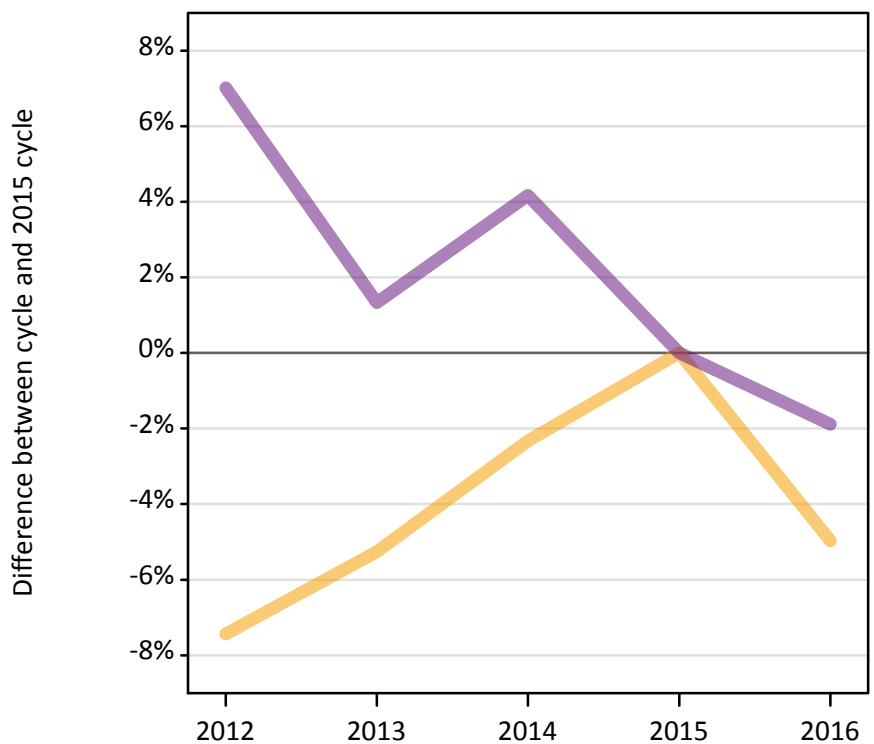
Selected placed routes: change relative to 2015 cycle totals

Applicant type	Status	2012	2013	2014	2015	2016
Main scheme	Placed (Firm)	-22%	-12%	-6%	0%	10%
	Placed (Insurance)	-11%	-9%	-0%	0%	13%

A.9 Main scheme applicants not currently placed from all domiciles: SQA results day

Applicants in unplaced states: change relative to 2015 cycle totals

— Holding offer
— Free to be placed in Clearing



A.10 Main scheme applicants not currently placed from all domiciles: SQA results day

Applicants in unplaced states: applicants at SQA results day

Applicant type	Status	2012	2013	2014	2015	2016
Main scheme	Holding offer	323,080	330,680	340,920	349,040	331,700
	Free to be placed in Clearing	135,010	127,850	131,430	126,160	123,780

A.11 Main scheme applicants not currently placed from all domiciles: SQA results day

Applicants in unplaced states: change relative to 2015 cycle totals

Applicant type	Status	2012	2013	2014	2015	2016
Main scheme	Holding offer	-7%	-5%	-2%	0%	-5%
	Free to be placed in Clearing	7%	1%	4%	0%	-2%