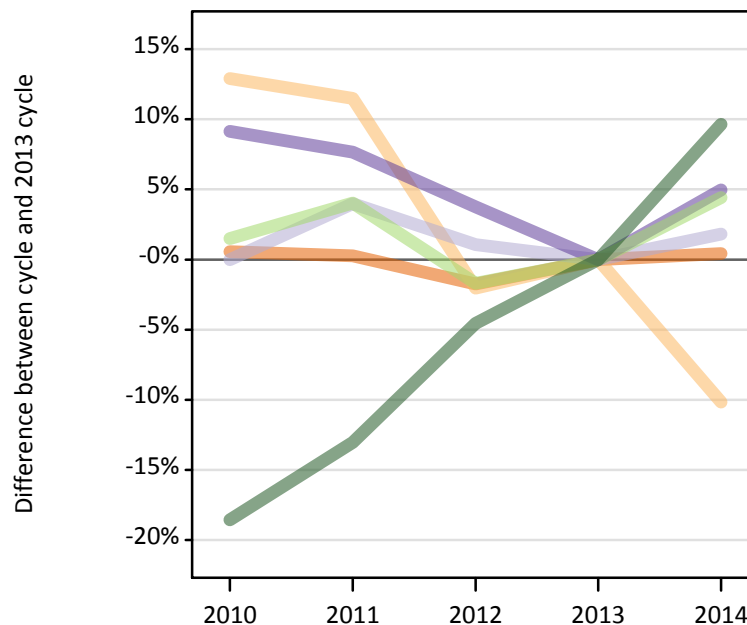



# Deadline Applicant Statistics: October

## Applicants for courses with 15 October deadline (2014 cycle)

### A.1 Applicants for courses with 15 October deadline by domicile group - difference between cycle and 2013 cycle



### A.2 Applicants for courses with 15 October deadline by domicile group

Domicile of applicant	2010	2011	2012	2013	2014
England	36,180	36,070	35,350	35,970	36,120
Northern Ireland	1,280	1,260	1,110	1,130	1,020
Scotland	2,080	2,160	2,100	2,080	2,120
Wales	1,540	1,520	1,470	1,410	1,480
--UK	41,080	41,010	40,030	40,600	40,740
EU (excluding UK)	6,060	6,210	5,870	5,970	6,230
Not EU	8,340	8,910	9,770	10,240	11,230
--All	55,470	56,120	55,670	56,810	58,200

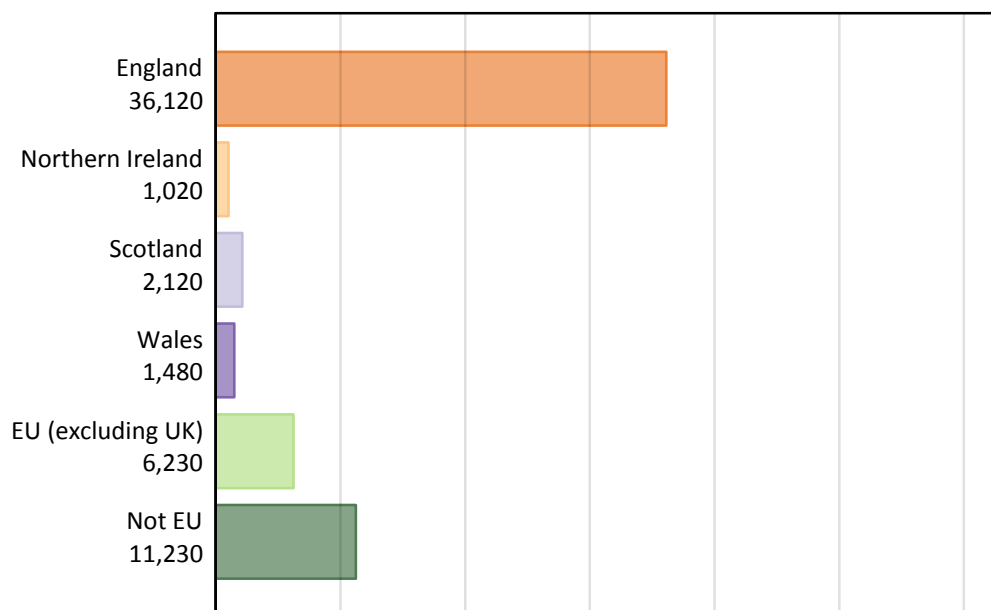
### A.3 Applicants for courses with 15 October deadline by domicile group - difference between cycle and 2013 cycle.

Domicile of applicant	2010	2011	2012	2013	2014
England	1%	0%	-2%	0%	0%
Northern Ireland	13%	11%	-2%	0%	-10%
Scotland	0%	4%	1%	0%	2%
Wales	9%	8%	4%	0%	5%
--UK	1%	1%	-1%	0%	0%
EU (excluding UK)	1%	4%	-2%	0%	4%
Not EU	-19%	-13%	-5%	0%	10%
--All	-2%	-1%	-2%	0%	2%

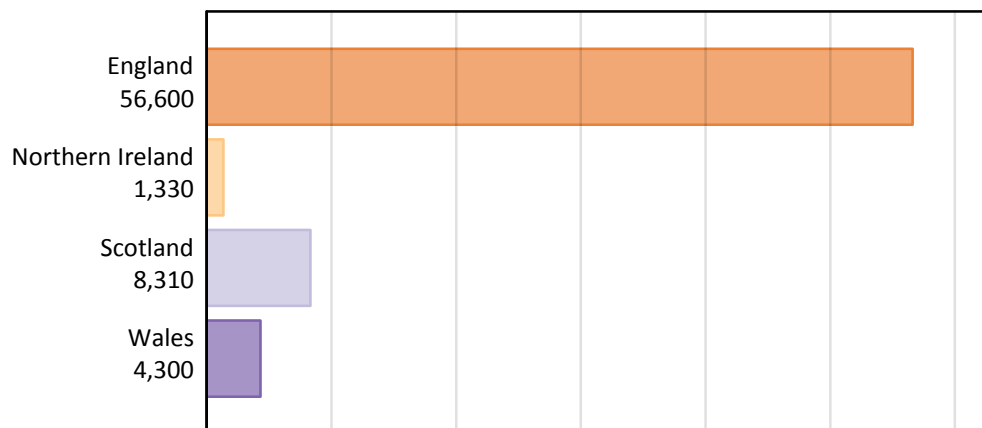
#### A.4 Applicants for courses with 15 October deadline by country of domicile and institution, 2014 cycle

Domicile of applicant	Country of institution				
	England	Northern Ireland	Scotland	Wales	UK
England	36,090	310	3,180	2,850	36,120
Northern Ireland	920	520	540	130	1,020
Scotland	1,090	40	1,540	30	2,120
Wales	1,450	10	140	520	1,480
--UK	39,550	890	5,400	3,530	40,740
EU (excluding UK)	5,890	140	1,310	250	6,230
Not EU	11,170	300	1,600	510	11,230
--All	56,600	1,330	8,310	4,300	58,200

#### A.5 Applicants for courses with 15 October deadline by domicile group



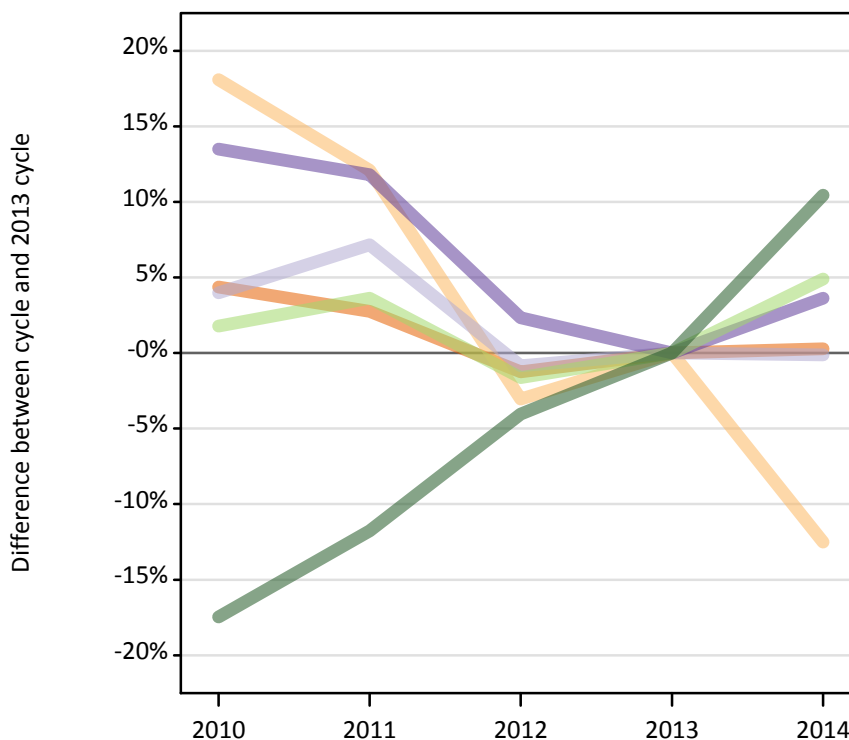
#### A.6 Applicants for courses with 15 October deadline by country of institution



## A.7 Applicants for courses with 15 October deadline by country of domicile and institution

Domicile of applicant	Country of institution	2010	2011	2012	2013	2014
England	England	36,160	36,050	35,330	35,950	36,090
	Northern Ireland	80	150	200	220	310
	Scotland	2,810	3,020	2,790	2,920	3,180
	Wales	2,740	2,630	2,440	2,550	2,850
	UK	36,180	36,070	35,350	35,970	36,120
Northern Ireland	England	1,120	1,190	1,020	1,030	920
	Northern Ireland	680	550	550	580	520
	Scotland	750	670	570	600	540
	Wales	140	150	120	120	130
	UK	1,280	1,260	1,110	1,130	1,020
Scotland	England	1,190	1,250	1,080	1,050	1,090
	Northern Ireland	20	20	50	40	40
	Scotland	1,450	1,530	1,510	1,510	1,540
	Wales	60	50	30	20	30
	UK	2,080	2,160	2,100	2,080	2,120
Wales	England	1,520	1,490	1,440	1,380	1,450
	Northern Ireland	10	0	10	10	10
	Scotland	140	120	130	130	140
	Wales	570	540	530	500	520
	UK	1,540	1,520	1,470	1,410	1,480
--UK	England	39,990	39,970	38,870	39,410	39,550
	Northern Ireland	790	720	810	850	890
	Scotland	5,140	5,350	4,990	5,160	5,400
	Wales	3,510	3,370	3,120	3,190	3,530
	UK	41,080	41,010	40,030	40,600	40,740
EU (excluding UK)	England	5,840	6,030	5,590	5,640	5,890
	Northern Ireland	190	180	150	130	140
	Scotland	1,270	1,170	1,200	1,260	1,310
	Wales	270	290	230	250	250
	UK	6,060	6,210	5,870	5,970	6,230
Not EU	England	8,290	8,860	9,720	10,180	11,170
	Northern Ireland	60	80	140	220	300
	Scotland	1,010	1,200	1,360	1,350	1,600
	Wales	330	400	420	400	510
	UK	8,340	8,910	9,770	10,240	11,230
--All	England	54,130	54,870	54,180	55,220	56,600
	Northern Ireland	1,050	980	1,100	1,200	1,330
	Scotland	7,420	7,720	7,550	7,770	8,310
	Wales	4,110	4,060	3,770	3,840	4,300
	UK	55,470	56,120	55,670	56,810	58,200

### A.8 First time applicants for courses with 15 October deadline by domicile group - difference between cycle and 2013 cycle



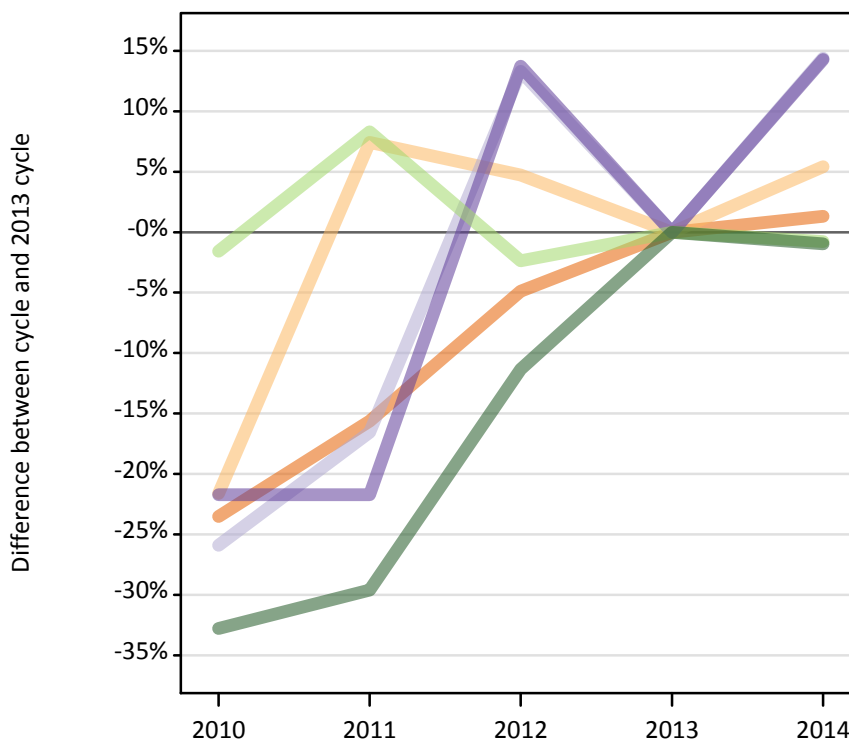

### A.9 First time applicants for courses with 15 October deadline by domicile group

Domicile of applicant	2010	2011	2012	2013	2014
England	32,420	31,920	30,680	31,060	31,150
Northern Ireland	1,160	1,100	950	980	860
Scotland	1,880	1,930	1,790	1,800	1,800
Wales	1,400	1,380	1,270	1,240	1,280
--UK	36,860	36,340	34,690	35,080	35,090
EU (excluding UK)	5,560	5,660	5,370	5,460	5,730
Not EU	7,850	8,400	9,130	9,520	10,510
--All	50,270	50,390	49,190	50,060	51,330

### A.10 First time applicants for courses with 15 October deadline by domicile group - difference between cycle and 2013 cycle.

Domicile of applicant	2010	2011	2012	2013	2014
England	4%	3%	-1%	0%	0%
Northern Ireland	18%	12%	-3%	0%	-13%
Scotland	4%	7%	-1%	0%	0%
Wales	14%	12%	2%	0%	4%
--UK	5%	4%	-1%	0%	0%
EU (excluding UK)	2%	4%	-2%	0%	5%
Not EU	-17%	-12%	-4%	0%	10%
--All	0%	1%	-2%	0%	3%

### A.11 Reapppliers for courses with 15 October deadline by domicile group - difference between cycle and 2013 cycle



### A.12 Reappliers for courses with 15 October deadline by domicile group

Domicile of applicant	2010	2011	2012	2013	2014
England	3,760	4,150	4,670	4,910	4,980
Northern Ireland	120	160	160	150	160
Scotland	210	230	320	280	320
Wales	140	140	200	180	200
--UK	4,220	4,670	5,340	5,520	5,650
EU (excluding UK)	500	550	490	510	500
Not EU	490	510	640	720	720
--All	5,200	5,730	6,480	6,740	6,870

### A.13 Reappliers for courses with 15 October deadline by domicile group - difference between cycle and 2013 cycle.

Domicile of applicant	2010	2011	2012	2013	2014
England	-24%	-16%	-5%	0%	1%
Northern Ireland	-22%	7%	5%	0%	5%
Scotland	-26%	-17%	13%	0%	14%
Wales	-22%	-22%	14%	0%	14%
--UK	-24%	-15%	-3%	0%	2%
EU (excluding UK)	-2%	8%	-2%	0%	-1%
Not EU	-33%	-30%	-11%	0%	-1%
--All	-23%	-15%	-4%	0%	2%

## A.14 Applicants for courses with 15 October deadline by country of domicile and age group

Selected age groups split by first time applicants and reapplicants

Domicile of applicant	Age group	2010	2011	2012	2013	2014
England	18	24,350	23,850	24,320	24,250	24,110
	19	4,230	4,430	3,740	4,410	4,340
	19 First time applicant	2,010	2,050	1,180	1,530	1,530
	19 Reapplicant	2,220	2,380	2,550	2,890	2,800
Northern Ireland	18	990	910	830	830	740
	19	140	190	150	140	140
	19 First time applicant	50	60	20	20	20
	19 Reapplicant	90	130	130	120	120
Scotland	18	1,300	1,350	1,270	1,300	1,270
	19	260	310	330	300	330
	19 First time applicant	170	200	180	150	170
	19 Reapplicant	90	110	160	150	160
Wales	18	1,050	1,040	990	940	970
	19	170	160	180	140	160
	19 First time applicant	90	80	60	50	60
	19 Reapplicant	80	80	120	90	100

## A.15 Applicants for courses with 15 October deadline by country of domicile and age group

Difference between cycle and 2013 cycle for selected age groups split by first time applicants and reapplicants

Domicile of applicant	Age group	2010	2011	2012	2013	2014
England	18	0%	-2%	0%	0%	-1%
	19	-4%	0%	-15%	0%	-2%
	19 First time applicant	32%	34%	-22%	0%	0%
	19 Reapplicant	-23%	-17%	-12%	0%	-3%
Northern Ireland	18	19%	9%	0%	0%	-11%
	19	3%	40%	8%	0%	3%
	19 First time applicant	183%	228%	-11%	0%	11%
	19 Reapplicant	-25%	11%	11%	0%	2%
Scotland	18	0%	4%	-2%	0%	-2%
	19	-12%	3%	10%	0%	11%
	19 First time applicant	16%	34%	18%	0%	17%
	19 Reapplicant	-39%	-27%	3%	0%	5%
Wales	18	11%	10%	5%	0%	3%
	19	24%	17%	28%	0%	15%
	19 First time applicant	80%	62%	22%	0%	10%
	19 Reapplicant	-8%	-9%	31%	0%	18%

## A.16 Technical notes and definitions

Applicants have been able to submit applications for all 2014 courses since early September.

15 October is the 'equal consideration' deadline for Medicine/Dentistry/Veterinary courses and all courses at the universities of Oxford and Cambridge.

This statistical release covers applicants that have applied for courses with a 15 October deadline and is a near complete measure of the demand for the courses covered by the deadline.

Counts of the number of applicants reported have been rounded to the nearest 10 applicants, this may result in instances where totals do not equal the sum of the components. Proportional changes have been rounded to the nearest whole percentage point.

The Channel Islands and the Isle of Man are assigned as 'Not EU'. The previous October statistical release assigned the Channel Islands and Isle of Man in the 'UK' therefore the figures for earlier cycles may not match the previous October statistical release.

### Age

This statistical release uses country-specific age definitions which align with the cut off points for school/college cohorts within the different administrations of the UK. For England and Wales ages are defined on the 31 August, for Northern Ireland on the 1 July and for Scotland on the 28 February the following year. Defining ages in this way matches the assignment of children to school cohorts. For applicants outside of the UK the cohort cut off for England and Wales has been used.

### Applicants

A person who has made an application in the UCAS system during the cycle reported, this includes those who submit applications for deferred entry.

### Country of institution

An applicant may be counted once for each institution country they have applied to. If an applicant has applied to institutions in multiple countries then the applicant is counted once within each country of institution applied to.

### Domicile

Declared area of permanent residence. The Channel Islands and the Isle of Man have been assigned as 'Not EU'.

### First time applicant

An applicant that did not apply to the UCAS scheme in the previous cycle.

### Reapplicant

An applicant that applied to the UCAS scheme in the previous cycle.