

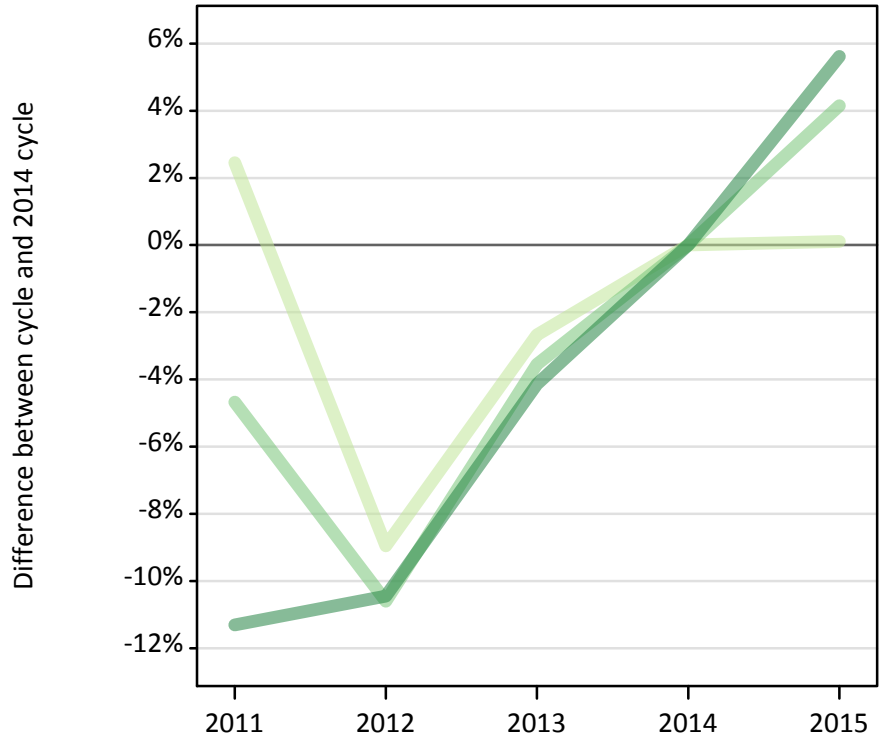
# Daily Clearing Analysis: Tariff

Analysis at 00:05 on Tuesday 18 August 2015 (5 days after A level results day - No Scot.X1)

TX.1 Placed applicants from all domiciles by tariff group: 5 days after A level results day

Placed applicants: change relative to 2014 cycle totals

- Lower tariff
- Medium tariff
- Higher tariff



TX.2 Placed applicants from all domiciles by tariff group: 5 days after A level results day

Applicant Status	Tariff group	2011	2012	2013	2014	2015
Placed	Lower tariff	178,700	158,800	169,750	174,420	174,600
	Medium tariff	136,010	127,540	137,610	142,670	148,600
	Higher tariff	115,820	116,940	125,180	130,580	137,920

TX.3 Placed applicants from all domiciles by tariff group: 5 days after A level results day

Placed applicants: change relative to 2014 cycle totals

Applicant Status	Tariff group	2011	2012	2013	2014	2015
Placed	Lower tariff	2%	-9%	-3%	0%	0%
	Medium tariff	-5%	-11%	-4%	0%	4%
	Higher tariff	-11%	-10%	-4%	0%	6%

TX.4 Placed applicants from all domiciles by tariff group: 5 days after A level results day

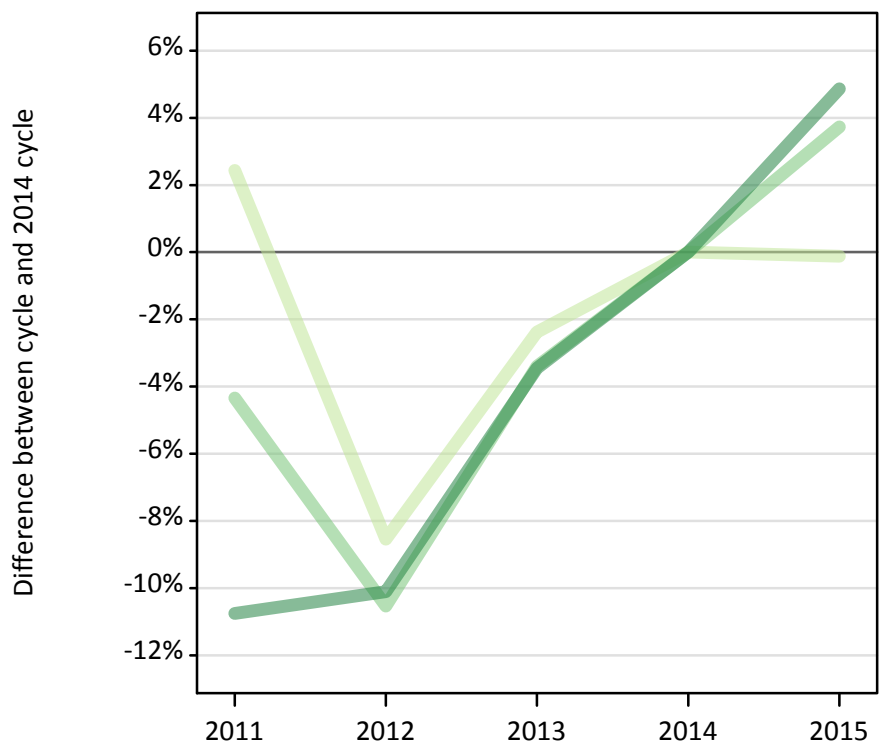
Placed applicants: absolute change relative to 2014 cycle totals

Applicant Status	Tariff group	2011	2012	2013	2014	2015
Placed	Lower tariff	4,280	-15,620	-4,660	0	190
	Medium tariff	-6,660	-15,130	-5,060	0	5,930
	Higher tariff	-14,760	-13,640	-5,400	0	7,340

### TX.5 Placed applicants from the UK by tariff group: 5 days after A level results day

Placed applicants: change relative to 2014 cycle totals

- Lower tariff
- Medium tariff
- Higher tariff



### TX.6 Placed applicants from the UK by tariff group: 5 days after A level results day

Applicant Status	Tariff group	2011	2012	2013	2014	2015
Placed	Lower tariff	167,710	149,730	159,830	163,720	163,520
	Medium tariff	121,330	113,470	122,520	126,830	131,560
	Higher tariff	91,990	92,660	99,520	103,080	108,100

### TX.7 Placed applicants from the UK by tariff group: 5 days after A level results day

Placed applicants: change relative to 2014 cycle totals

Applicant Status	Tariff group	2011	2012	2013	2014	2015
Placed	Lower tariff	2%	-9%	-2%	0%	-0%
	Medium tariff	-4%	-11%	-3%	0%	4%
	Higher tariff	-11%	-10%	-3%	0%	5%

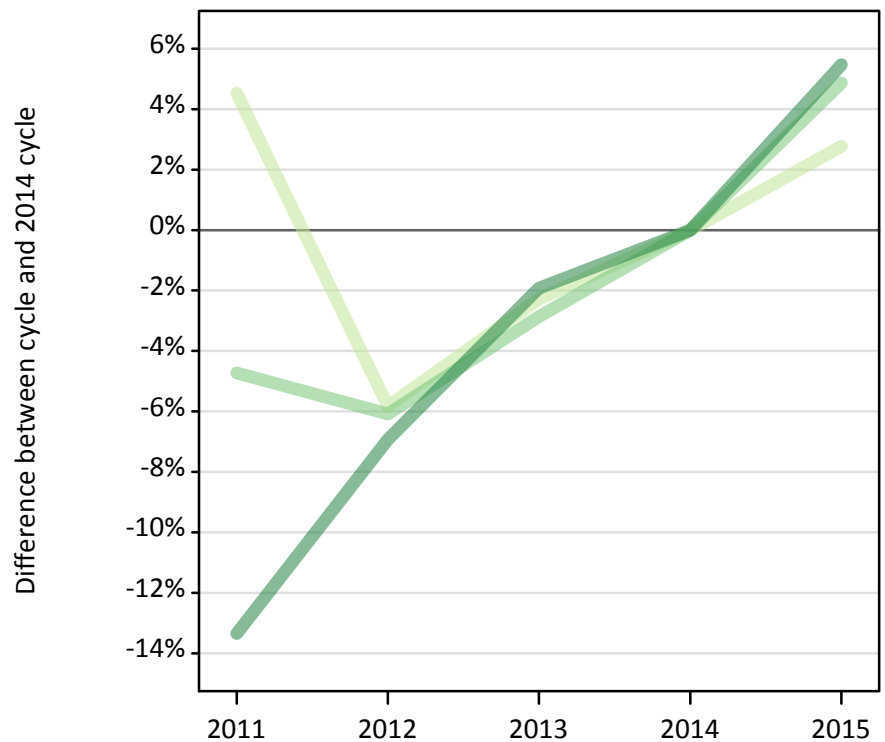
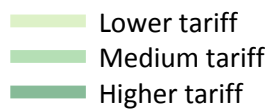
### TX.8 Placed applicants from the UK by tariff group: 5 days after A level results day

Placed applicants: absolute change relative to 2014 cycle totals

Applicant Status	Tariff group	2011	2012	2013	2014	2015
Placed	Lower tariff	3,990	-13,990	-3,890	0	-200
	Medium tariff	-5,500	-13,360	-4,310	0	4,730
	Higher tariff	-11,090	-10,420	-3,570	0	5,010

### TX.9 Placed 18 year old applicants from the UK by tariff group: 5 days after A level results day

Placed 18 year old applicants: change relative to 2014 cycle totals



### TX.10 Placed 18 year old applicants from the UK by tariff group: 5 days after A level results day

Applicant Status	Tariff group	2011	2012	2013	2014	2015
Placed	Lower tariff	76,560	68,970	71,570	73,240	75,270
	Medium tariff	66,050	65,110	67,340	69,330	72,700
	Higher tariff	63,560	68,270	71,950	73,360	77,370

### TX.11 Placed 18 year old applicants from the UK by tariff group: 5 days after A level results day

Placed 18 year old applicants: change relative to 2014 cycle totals

Applicant Status	Tariff group	2011	2012	2013	2014	2015
Placed	Lower tariff	5%	-6%	-2%	0%	3%
	Medium tariff	-5%	-6%	-3%	0%	5%
	Higher tariff	-13%	-7%	-2%	0%	5%

### TX.12 Placed 18 year old applicants from the UK by tariff group: 5 days after A level results day

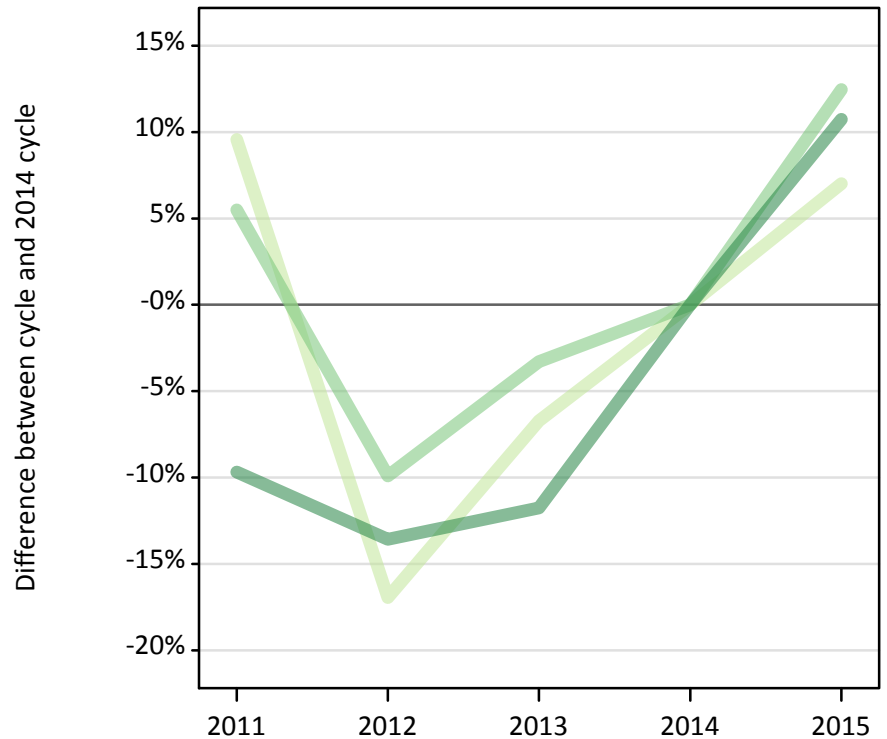
Placed 18 year old applicants: absolute change relative to 2014 cycle totals

Applicant Status	Tariff group	2011	2012	2013	2014	2015
Placed	Lower tariff	3,320	-4,270	-1,670	0	2,030
	Medium tariff	-3,280	-4,220	-1,990	0	3,370
	Higher tariff	-9,790	-5,080	-1,410	0	4,010

**TX.13 Placed applicants from the EU (excluding the UK) by tariff group: 5 days after A level results day**

Placed applicants: change relative to 2014 cycle totals

- Lower tariff
- Medium tariff
- Higher tariff



**TX.14 Placed applicants from the EU (excluding the UK) by tariff group: 5 days after A level results day**

Applicant Status	Tariff group	2011	2012	2013	2014	2015
Placed	Lower tariff	7,340	5,560	6,250	6,700	7,170
	Medium tariff	7,580	6,470	6,950	7,180	8,080
	Higher tariff	8,670	8,300	8,470	9,600	10,630

**TX.15 Placed applicants from the EU (excluding the UK) by tariff group: 5 days after A level results day**

Placed applicants: change relative to 2014 cycle totals

Applicant Status	Tariff group	2011	2012	2013	2014	2015
Placed	Lower tariff	10%	-17%	-7%	0%	7%
	Medium tariff	6%	-10%	-3%	0%	12%
	Higher tariff	-10%	-14%	-12%	0%	11%

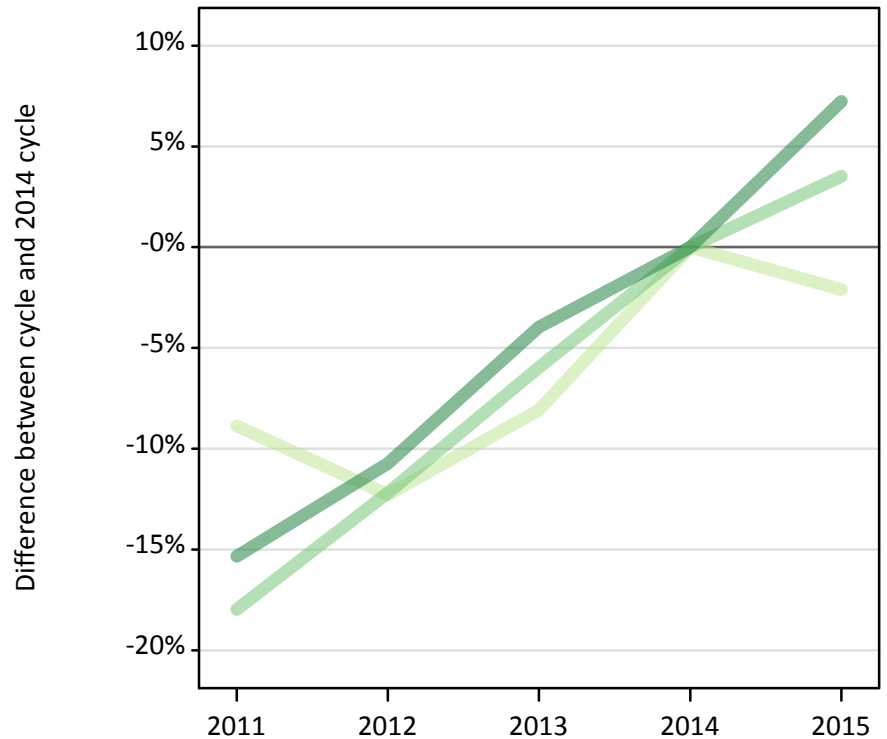
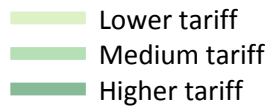
**TX.16 Placed applicants from the EU (excluding the UK) by tariff group: 5 days after A level results day**

Placed applicants: absolute change relative to 2014 cycle totals

Applicant Status	Tariff group	2011	2012	2013	2014	2015
Placed	Lower tariff	640	-1,140	-450	0	470
	Medium tariff	400	-710	-240	0	900
	Higher tariff	-930	-1,300	-1,130	0	1,030

### TX.17 Placed applicants from overseas (not EU) by tariff group: 5 days after A level results day

Placed applicants: change relative to 2014 cycle totals



### TX.18 Placed applicants from overseas (not EU) by tariff group: 5 days after A level results day

Applicant Status	Tariff group	2011	2012	2013	2014	2015
Placed	Lower tariff	3,650	3,510	3,680	4,000	3,920
	Medium tariff	7,100	7,600	8,140	8,660	8,960
	Higher tariff	15,160	15,980	17,190	17,900	19,200

### TX.19 Placed applicants from overseas (not EU) by tariff group: 5 days after A level results day

Placed applicants: change relative to 2014 cycle totals

Applicant Status	Tariff group	2011	2012	2013	2014	2015
Placed	Lower tariff	-9%	-12%	-8%	0%	-2%
	Medium tariff	-18%	-12%	-6%	0%	4%
	Higher tariff	-15%	-11%	-4%	0%	7%

### TX.20 Placed applicants from overseas (not EU) by tariff group: 5 days after A level results day

Placed applicants: absolute change relative to 2014 cycle totals

Applicant Status	Tariff group	2011	2012	2013	2014	2015
Placed	Lower tariff	-360	-490	-320	0	-80
	Medium tariff	-1,560	-1,060	-520	0	300
	Higher tariff	-2,740	-1,920	-710	0	1,300