

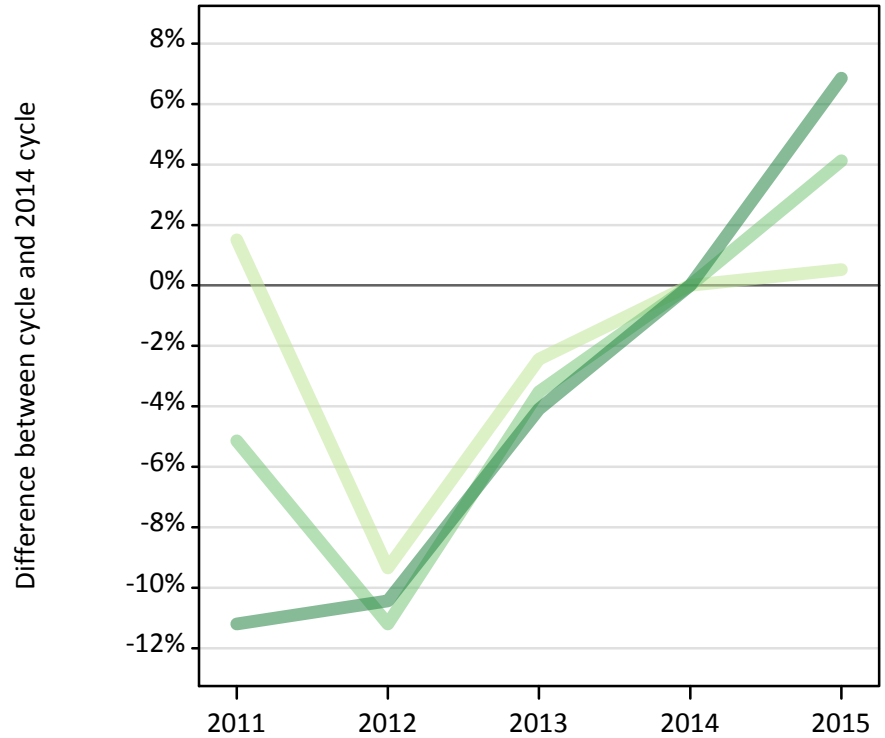
Daily Clearing Analysis: Tariff

Analysis at 00:05 on Monday 17 August 2015 (4 days after A level results day)

T.1 Placed applicants from all domiciles by tariff group: 4 days after A level results day

Placed applicants: change relative to 2014 cycle totals

- Lower tariff
- Medium tariff
- Higher tariff



T.2 Placed applicants from all domiciles by tariff group: 4 days after A level results day

Applicant Status	Tariff group	2011	2012	2013	2014	2015
Placed	Lower tariff	172,570	154,120	165,860	170,010	170,900
	Medium tariff	133,310	124,800	135,590	140,540	146,330
	Higher tariff	115,070	116,060	124,280	129,580	138,470

T.3 Placed applicants from all domiciles by tariff group: 4 days after A level results day

Placed applicants: change relative to 2014 cycle totals

Applicant Status	Tariff group	2011	2012	2013	2014	2015
Placed	Lower tariff	2%	-9%	-2%	0%	1%
	Medium tariff	-5%	-11%	-4%	0%	4%
	Higher tariff	-11%	-10%	-4%	0%	7%

T.4 Placed applicants from all domiciles by tariff group: 4 days after A level results day

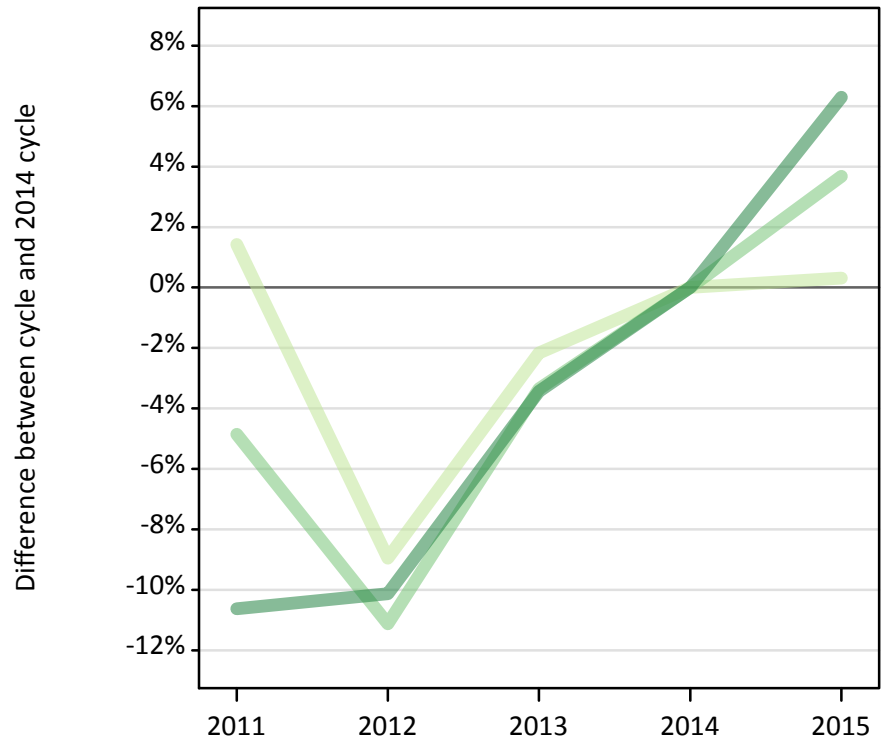
Placed applicants: absolute change relative to 2014 cycle totals

Applicant Status	Tariff group	2011	2012	2013	2014	2015
Placed	Lower tariff	2,570	-15,890	-4,150	0	890
	Medium tariff	-7,230	-15,740	-4,950	0	5,790
	Higher tariff	-14,510	-13,530	-5,310	0	8,880

T.5 Placed applicants from the UK by tariff group: 4 days after A level results day

Placed applicants: change relative to 2014 cycle totals

- Lower tariff
- Medium tariff
- Higher tariff



T.6 Placed applicants from the UK by tariff group: 4 days after A level results day

Applicant Status	Tariff group	2011	2012	2013	2014	2015
Placed	Lower tariff	161,870	145,330	156,160	159,610	160,110
	Medium tariff	118,990	111,150	120,870	125,060	129,660
	Higher tariff	91,630	92,150	99,010	102,530	108,980

T.7 Placed applicants from the UK by tariff group: 4 days after A level results day

Placed applicants: change relative to 2014 cycle totals

Applicant Status	Tariff group	2011	2012	2013	2014	2015
Placed	Lower tariff	1%	-9%	-2%	0%	0%
	Medium tariff	-5%	-11%	-3%	0%	4%
	Higher tariff	-11%	-10%	-3%	0%	6%

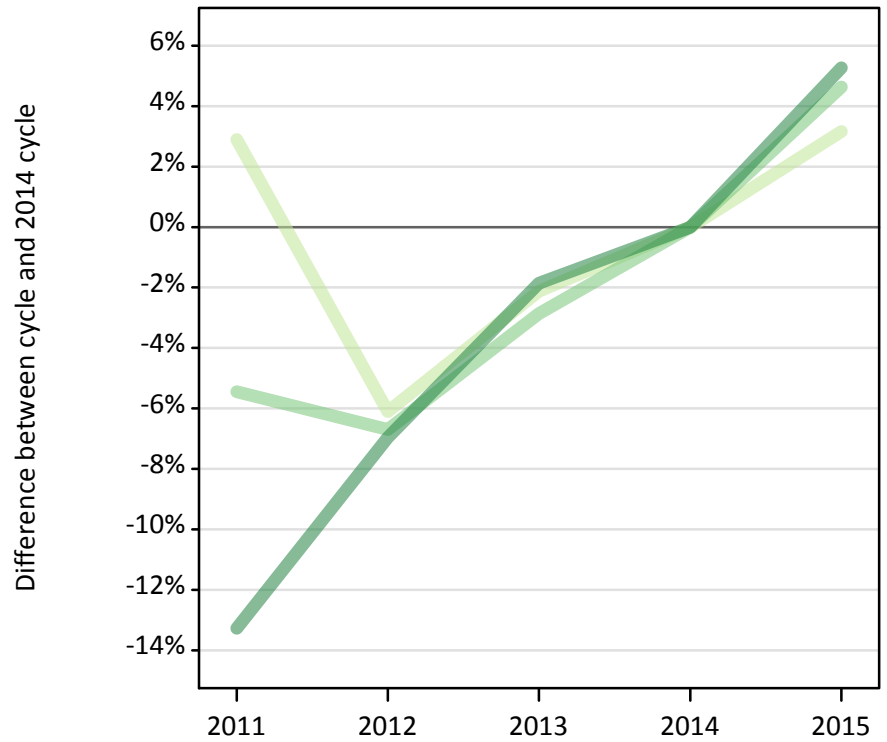
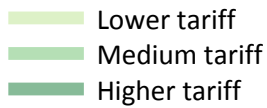
T.8 Placed applicants from the UK by tariff group: 4 days after A level results day

Placed applicants: absolute change relative to 2014 cycle totals

Applicant Status	Tariff group	2011	2012	2013	2014	2015
Placed	Lower tariff	2,260	-14,290	-3,450	0	500
	Medium tariff	-6,070	-13,910	-4,190	0	4,600
	Higher tariff	-10,900	-10,380	-3,530	0	6,450

T.9 Placed 18 year old applicants from the UK by tariff group: 4 days after A level results day

Placed 18 year old applicants: change relative to 2014 cycle totals



T.10 Placed 18 year old applicants from the UK by tariff group: 4 days after A level results day

Applicant Status	Tariff group	2011	2012	2013	2014	2015
Placed	Lower tariff	73,640	67,200	70,050	71,570	73,830
	Medium tariff	64,760	63,910	66,530	68,490	71,670
	Higher tariff	63,290	67,900	71,620	72,980	76,820

T.11 Placed 18 year old applicants from the UK by tariff group: 4 days after A level results day

Placed 18 year old applicants: change relative to 2014 cycle totals

Applicant Status	Tariff group	2011	2012	2013	2014	2015
Placed	Lower tariff	3%	-6%	-2%	0%	3%
	Medium tariff	-5%	-7%	-3%	0%	5%
	Higher tariff	-13%	-7%	-2%	0%	5%

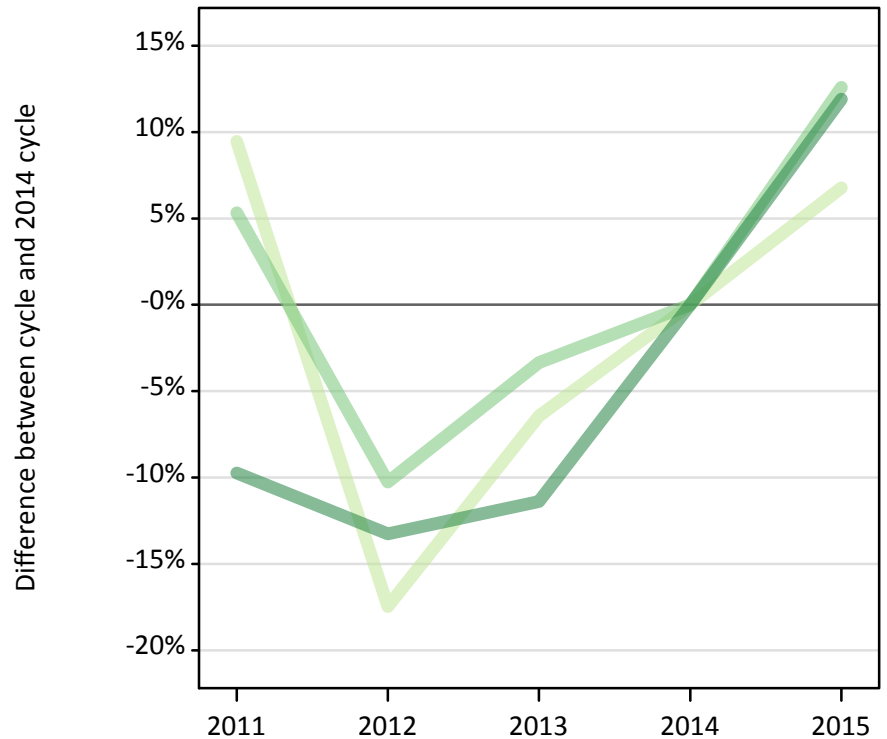
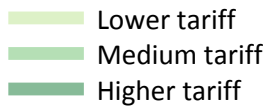
T.12 Placed 18 year old applicants from the UK by tariff group: 4 days after A level results day

Placed 18 year old applicants: absolute change relative to 2014 cycle totals

Applicant Status	Tariff group	2011	2012	2013	2014	2015
Placed	Lower tariff	2,070	-4,370	-1,520	0	2,260
	Medium tariff	-3,730	-4,590	-1,960	0	3,180
	Higher tariff	-9,690	-5,080	-1,360	0	3,840

T.13 Placed applicants from the EU (excluding the UK) by tariff group: 4 days after A level results day

Placed applicants: change relative to 2014 cycle totals



T.14 Placed applicants from the EU (excluding the UK) by tariff group: 4 days after A level results day

Applicant Status	Tariff group	2011	2012	2013	2014	2015
Placed	Lower tariff	7,140	5,380	6,100	6,520	6,970
	Medium tariff	7,440	6,340	6,830	7,060	7,950
	Higher tariff	8,570	8,240	8,410	9,500	10,630

T.15 Placed applicants from the EU (excluding the UK) by tariff group: 4 days after A level results day

Placed applicants: change relative to 2014 cycle totals

Applicant Status	Tariff group	2011	2012	2013	2014	2015
Placed	Lower tariff	9%	-17%	-6%	0%	7%
	Medium tariff	5%	-10%	-3%	0%	13%
	Higher tariff	-10%	-13%	-11%	0%	12%

T.16 Placed applicants from the EU (excluding the UK) by tariff group: 4 days after A level results day

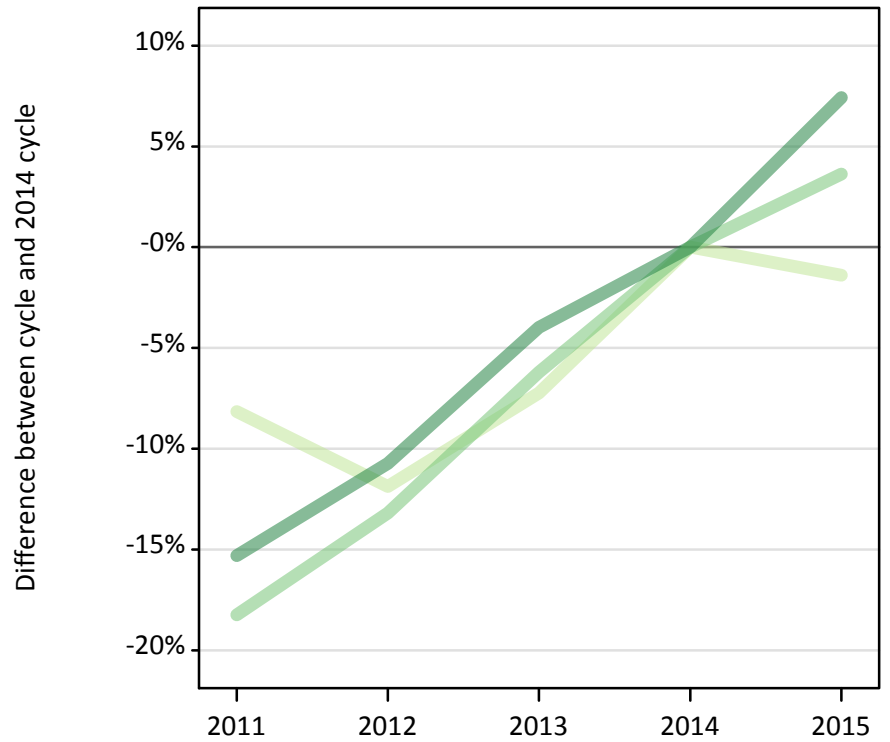
Placed applicants: absolute change relative to 2014 cycle totals

Applicant Status	Tariff group	2011	2012	2013	2014	2015
Placed	Lower tariff	620	-1,140	-420	0	440
	Medium tariff	380	-720	-240	0	890
	Higher tariff	-920	-1,260	-1,080	0	1,130

T.17 Placed applicants from overseas (not EU) by tariff group: 4 days after A level results day

Placed applicants: change relative to 2014 cycle totals

■ Lower tariff
■ Medium tariff
■ Higher tariff



T.18 Placed applicants from overseas (not EU) by tariff group: 4 days after A level results day

Applicant Status	Tariff group	2011	2012	2013	2014	2015
Placed	Lower tariff	3,560	3,410	3,590	3,870	3,820
	Medium tariff	6,880	7,310	7,900	8,420	8,720
	Higher tariff	14,870	15,670	16,860	17,560	18,860

T.19 Placed applicants from overseas (not EU) by tariff group: 4 days after A level results day

Placed applicants: change relative to 2014 cycle totals

Applicant Status	Tariff group	2011	2012	2013	2014	2015
Placed	Lower tariff	-8%	-12%	-7%	0%	-1%
	Medium tariff	-18%	-13%	-6%	0%	4%
	Higher tariff	-15%	-11%	-4%	0%	7%

T.20 Placed applicants from overseas (not EU) by tariff group: 4 days after A level results day

Placed applicants: absolute change relative to 2014 cycle totals

Applicant Status	Tariff group	2011	2012	2013	2014	2015
Placed	Lower tariff	-320	-460	-280	0	-50
	Medium tariff	-1,540	-1,110	-520	0	310
	Higher tariff	-2,690	-1,890	-700	0	1,300