

Daily Clearing Analysis: Overview

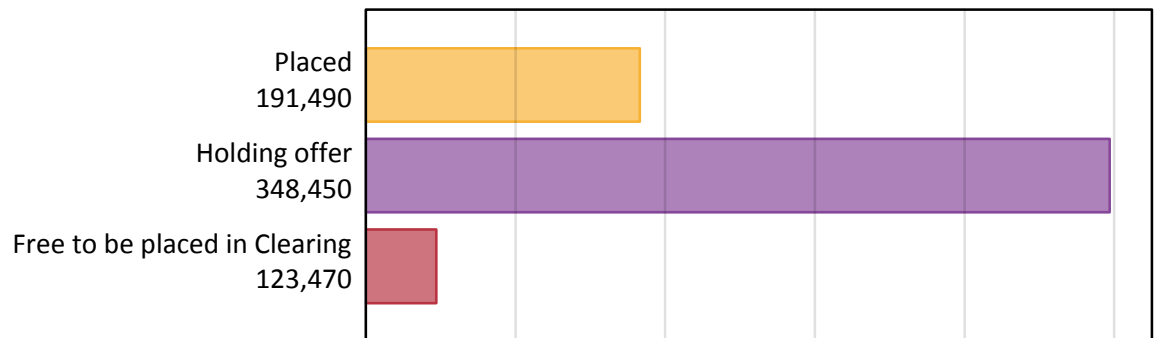
Analysis at 00:05 on Tuesday 4 August 2015 (SQA results day - No Scot.X1)

AX.1 Applicants by type and status from all domiciles, 2015 cycle

Applicants at SQA results day

Applicant type	Status	2015
Main scheme	Placed (Clearing)	1,780
	Placed (Adjustment)	0
	Placed (Firm)	176,560
	Placed (Insurance)	2,820
	Placed (Other)	9,270
	Holding offer	348,450
	Free to be placed in Clearing	123,470
Direct to Clearing	Placed (Direct to Clearing)	1,070
	Other (Direct to Clearing)	6,430
All applicants	Placed	191,490

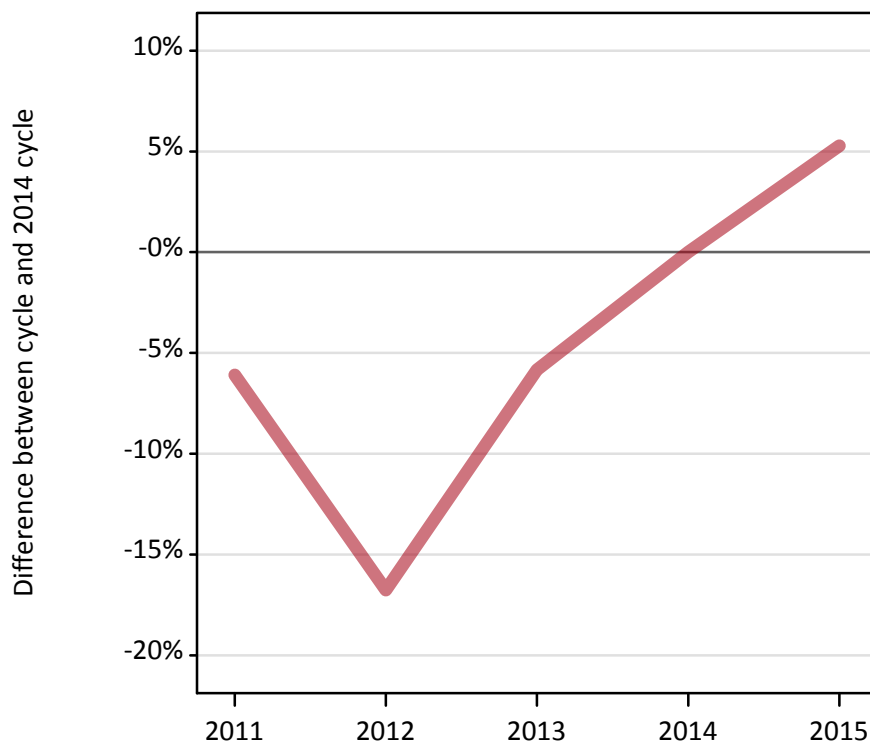
AX.2 Summary of applicants who are placed, holding offers or free to be placed in Clearing, from all domiciles



AX.3 All placed applicants from all domiciles: SQA results day

All placed applicants: change relative to 2014 cycle totals

Placed



AX.4 All placed applicants from all domiciles: SQA results day

All placed applicants: applicants at SQA results day

Applicant type	Status	2011	2012	2013	2014	2015
All applicants	Placed	170,790	151,380	171,270	181,870	191,490

AX.5 All placed applicants from all domiciles: SQA results day

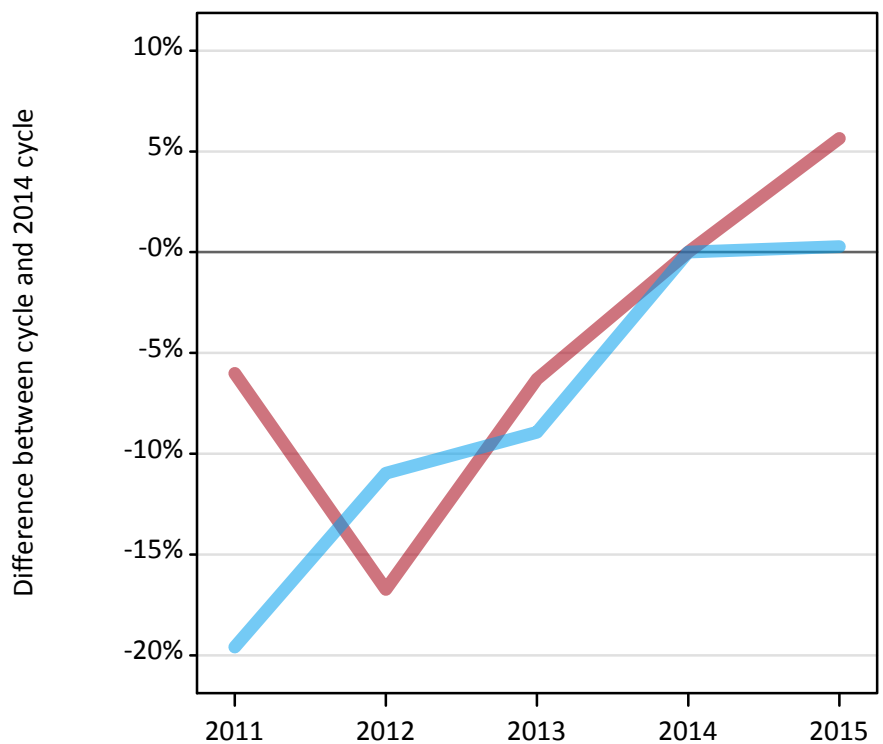
All placed applicants: change relative to 2014 cycle totals

Applicant type	Status	2011	2012	2013	2014	2015
All applicants	Placed	-6%	-17%	-6%	0%	5%

AX.6 Placed main scheme applicants from all domiciles: SQA results day

Selected placed routes: change relative to 2014 cycle totals

Placed (Firm)
Placed (Insurance)



AX.7 Placed main scheme applicants from all domiciles: SQA results day

All Main scheme placed routes (excluding Adjustment): applicants at SQA results day

Applicant type	Status	2011	2012	2013	2014	2015
Main scheme	Placed (Clearing)	940	1,060	1,360	1,520	1,780
	Placed (Firm)	157,060	139,160	156,590	167,120	176,560
	Placed (Insurance)	2,260	2,500	2,560	2,810	2,820
	Placed (Other)	10,070	7,970	9,720	9,580	9,270

AX.8 Placed main scheme applicants from all domiciles: SQA results day

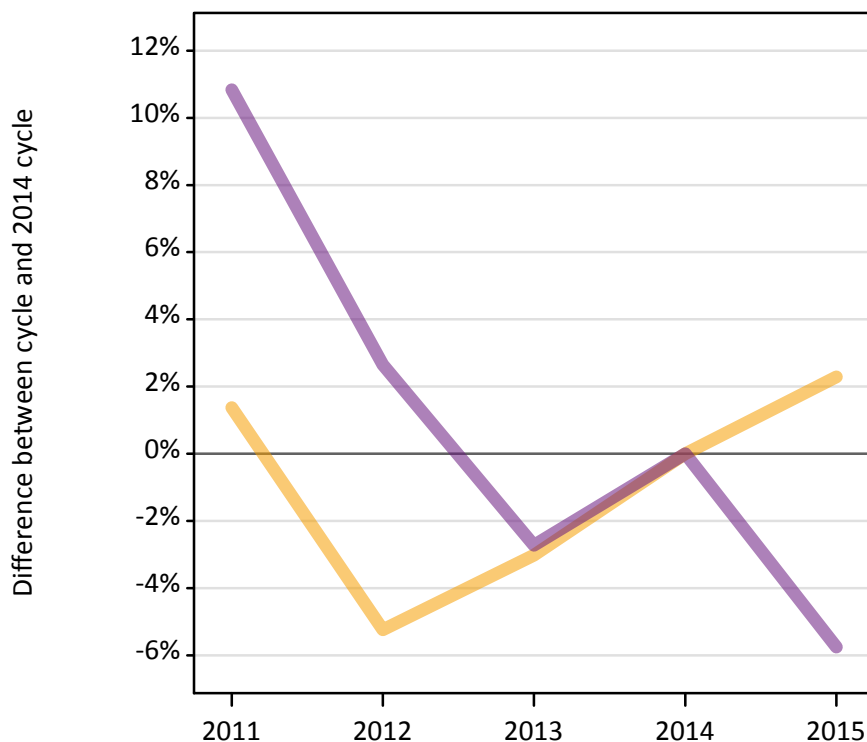
Selected placed routes: change relative to 2014 cycle totals

Applicant type	Status	2011	2012	2013	2014	2015
Main scheme	Placed (Firm)	-6%	-17%	-6%	0%	6%
	Placed (Insurance)	-20%	-11%	-9%	0%	0%

AX.9 Main scheme applicants not currently placed from all domiciles: SQA results day

Applicants in unplaced states: change relative to 2014 cycle totals

— Holding offer
— Free to be placed in Clearing



AX.10 Main scheme applicants not currently placed from all domiciles: SQA results day

Applicants in unplaced states: applicants at SQA results day

Applicant type	Status	2011	2012	2013	2014	2015
Main scheme	Holding offer	345,340	322,790	330,370	340,660	348,450
	Free to be placed in Clearing	145,190	134,480	127,430	131,000	123,470

AX.11 Main scheme applicants not currently placed from all domiciles: SQA results day

Applicants in unplaced states: change relative to 2014 cycle totals

Applicant type	Status	2011	2012	2013	2014	2015
Main scheme	Holding offer	1%	-5%	-3%	0%	2%
	Free to be placed in Clearing	11%	3%	-3%	0%	-6%