


# Daily Clearing Analysis: Overview

## B7 Nursing analysis at 00:05 on Thursday 13 September 2018 (28 days after A level results day)

### AB.1 Placed applicants to nursing from Northern Ireland, 2018 cycle

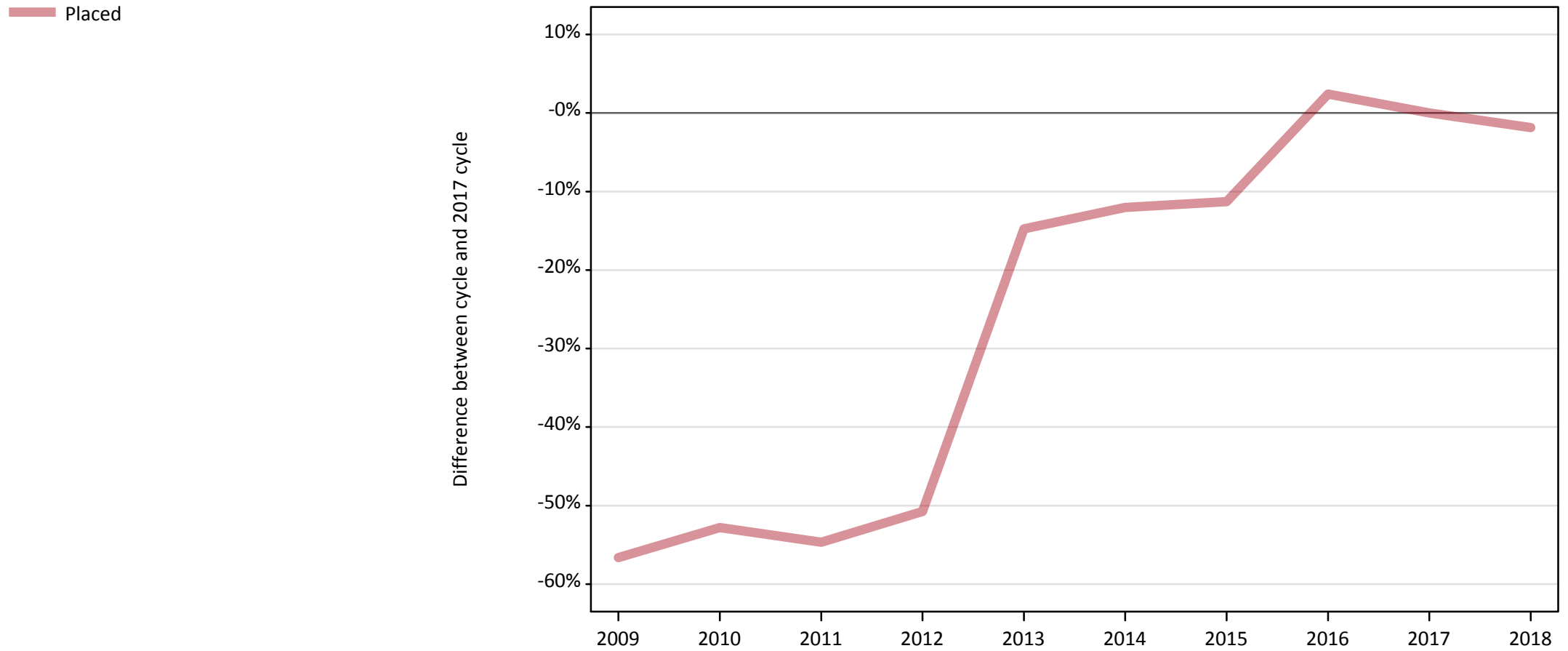
Applicant type	Status	2018
Main scheme	Placed (Clearing)	80
	Placed (Adjustment)	0
	Placed (Firm)	930
	Placed (Insurance)	30
	Placed (Other)	0
	Holding offer	10
	Free to be placed in Clearing	1,000
Direct to Clearing	Placed (Direct to Clearing)	0
	Other (Direct to Clearing)	0
All applicants	Placed	1,050

### AB.2 Summary of nursing applicants who are placed, holding offers or free to be placed in Clearing ( Northern Ireland )



### AB.3 Placed applicants to nursing from Northern Ireland: 28 days after A level results day

Placed applicants to nursing: difference between cycle and 2017 cycle



Note: The percentage change is not plotted in the above chart for groups with fewer than 30 placed applicants in any one cycle.

#### AB.4 Placed applicants to nursing from Northern Ireland: 28 days after A level results day

Placed applicants to nursing: applicants at 28 days after A level results day

Applicant type	Status	2009	2010	2011	2012	2013	2014	2015	2016	2017	2018
All applicants	Placed	470	510	490	530	910	940	950	1,100	1,070	1,050

#### AB.5 Placed applicants to nursing from Northern Ireland: 28 days after A level results day

Placed applicants to nursing: difference between cycle and 2017 cycle

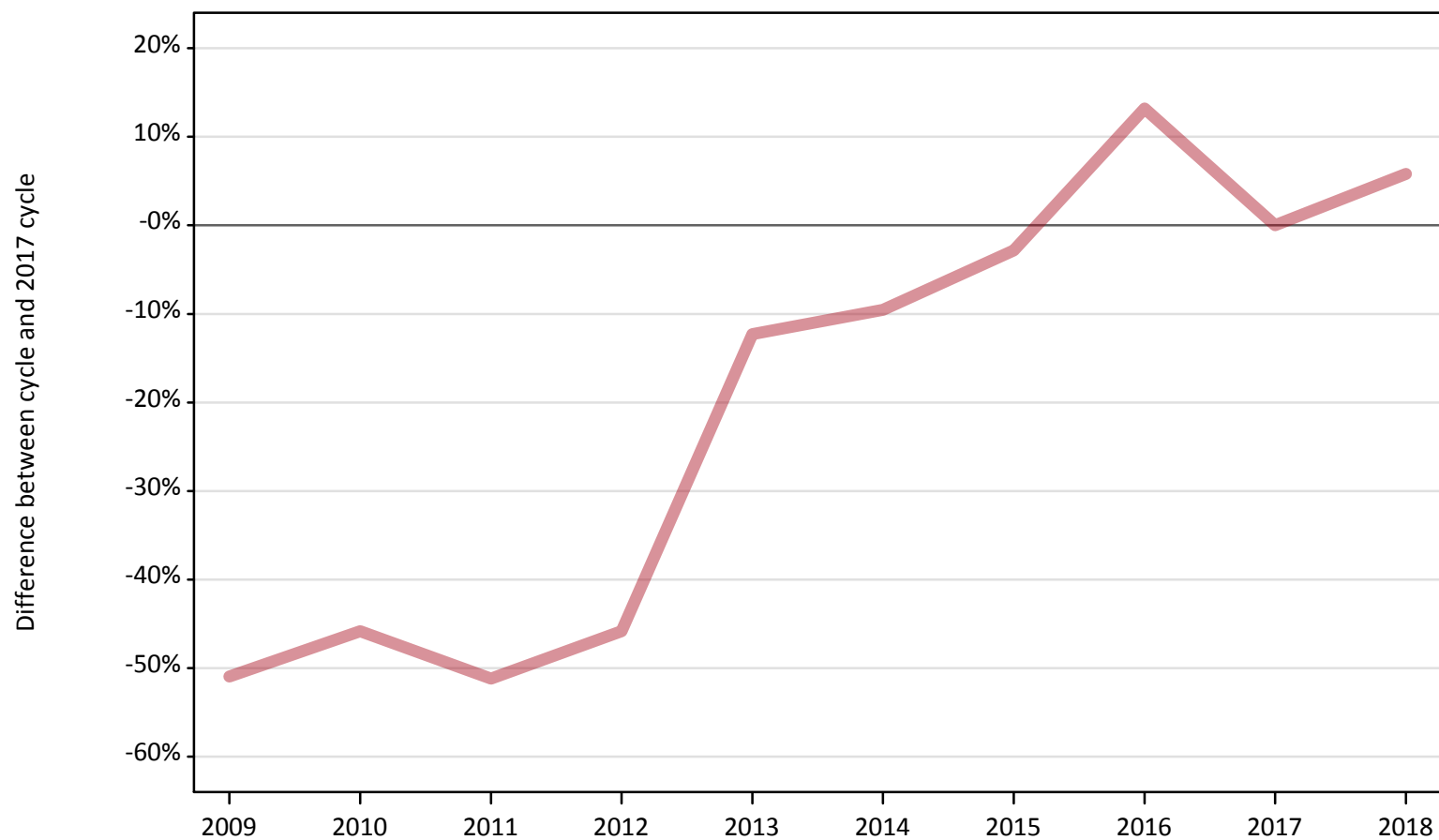
Applicant type	Status	2009	2010	2011	2012	2013	2014	2015	2016	2017	2018
All applicants	Placed	-57%	-53%	-55%	-51%	-15%	-12%	-11%	2%	0%	-2%

Note: The percentage change is not recorded in the above table for groups with fewer than 10 placed applicants in that cycle or in the 2017 cycle.

## AB.6 Placed main scheme applicants to nursing from Northern Ireland: 28 days after A level results day

All Main scheme placed routes (excluding Adjustment): difference between cycle and 2017 cycle

- Placed (Clearing)
- Placed (Firm)
- Placed (Insurance)
- Placed (Other)



Note: The percentage change is not plotted in the above chart for groups with fewer than 30 placed applicants in any one cycle.

**AB.7 Placed main scheme applicants to nursing from Northern Ireland: 28 days after A level results day**

All Main scheme placed routes (excluding Adjustment): applicants at 28 days after A level results day

Applicant type	Status	2009	2010	2011	2012	2013	2014	2015	2016	2017	2018
Main scheme	Placed (Clearing)	10	20	40	30	110	110	60	60	150	80
	Placed (Firm)	430	480	430	480	770	800	850	1,000	880	930
	Placed (Insurance)	20	10	10	10	20	30	20	30	20	30
	Placed (Other)	10	10	10	10	10	10	10	10	20	0

**AB.8 Placed main scheme applicants to nursing from Northern Ireland: 28 days after A level results day**

All Main scheme placed routes (excluding Adjustment): difference between cycle and 2017 cycle

Applicant type	Status	2009	2010	2011	2012	2013	2014	2015	2016	2017	2018
Main scheme	Placed (Clearing)	-94%	-88%	-73%	-82%	-25%	-26%	-57%	-56%	0%	-42%
	Placed (Firm)	-51%	-46%	-51%	-46%	-12%	-10%	-3%	13%	0%	6%
	Placed (Insurance)	-32%	-73%	-77%	-50%	0%	32%	-5%	36%	0%	41%
	Placed (Other)	-50%	-67%	-39%	-39%	-50%	-56%	-44%	-61%	0%	

Note: The percentage change is not recorded in the above table for groups with fewer than 10 placed applicants in that cycle or in the 2017 cycle.

**AB.9 Main scheme applicants placed to nursing through adjustment: 28 days after A level results day**

Placed through adjustment: difference between cycle and 2017 cycle

**[This chart is not part of this report]**

**AB.10 Main scheme applicants placed to nursing through adjustment: 28 days after A level results day**

Placed through adjustment: applicants at 28 days after A level results day

Applicant type	Status	2009	2010	2011	2012	2013	2014	2015	2016	2017	2018
Main scheme	Placed (Adjustment)	0	0	0	0	0	0	0	0	10	0

**AB.11 Main scheme applicants placed to nursing through adjustment: 28 days after A level results day**

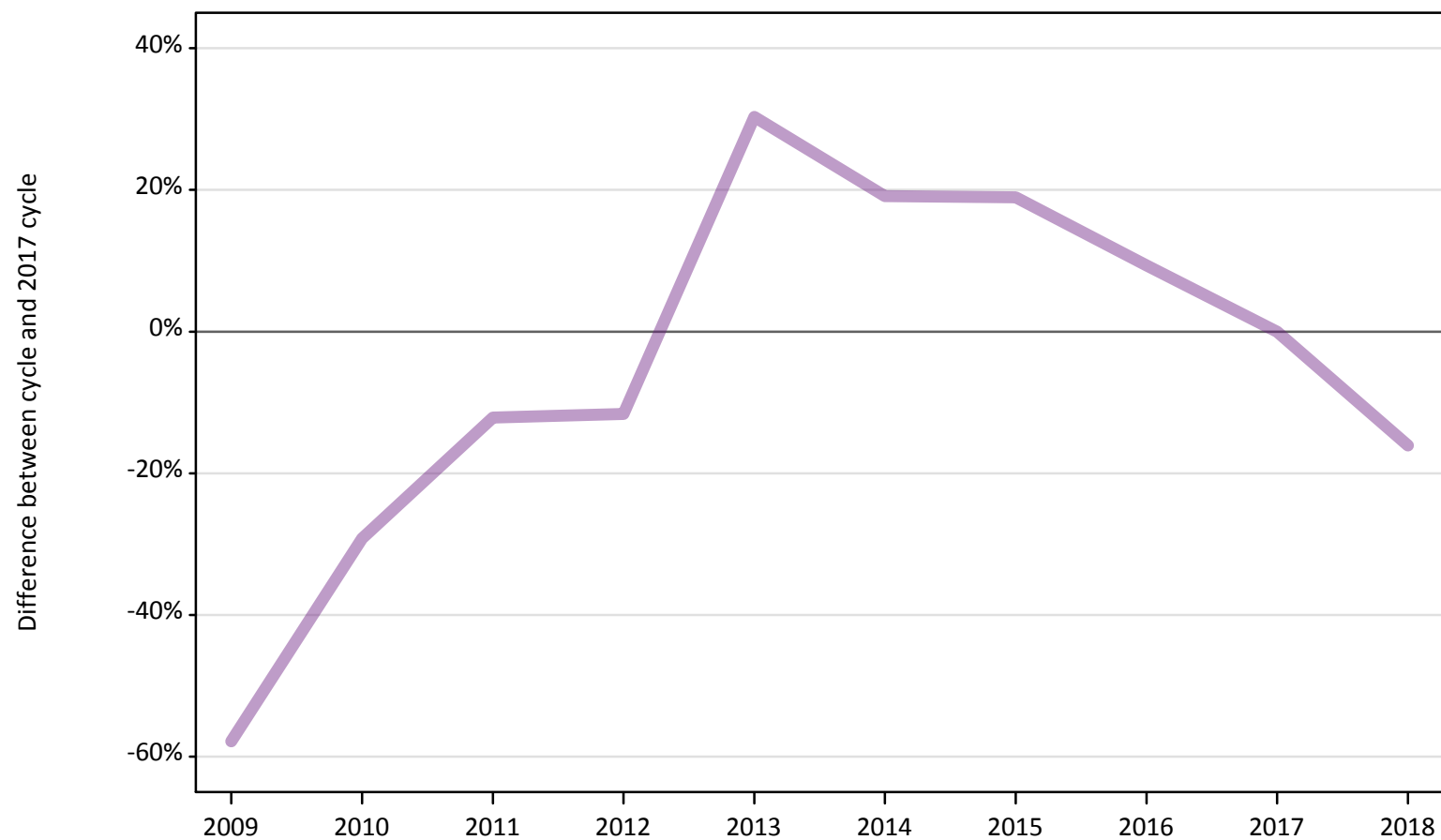
Placed through adjustment: difference between cycle and 2017 cycle

**[This table is not part of this report]**

## AB.12 Main scheme applicants to nursing not currently placed from Northern Ireland: 28 days after A level results day

Applicants in unplaced states: difference between cycle and 2017 cycle

— Holding offer  
— Free to be placed in Clearing



Note: The percentage change is not plotted in the above chart for groups with fewer than 30 unplaced applicants in any one cycle.

**AB.13 Main scheme applicants to nursing not currently placed from Northern Ireland: 28 days after A level results day**

Applicants in unplaced states: applicants at 28 days after A level results day

Applicant type	Status	2009	2010	2011	2012	2013	2014	2015	2016	2017	2018
Main scheme	Holding offer	20	0	0	0	10	10	0	0	0	10
	Free to be placed in Clearing	500	840	1,040	1,050	1,550	1,420	1,410	1,300	1,190	1,000

**AB.14 Main scheme applicants to nursing not currently placed from Northern Ireland: 28 days after A level results day**

Applicants in unplaced states: difference between cycle and 2017 cycle

Applicant type	Status	2009	2010	2011	2012	2013	2014	2015	2016	2017	2018
Main scheme	Holding offer										
	Free to be placed in Clearing	-58%	-29%	-12%	-12%	30%	19%	19%	9%	0%	-16%

Note: The percentage change is not recorded in the above table for groups with fewer than 10 unplaced applicants in that cycle or in the 2017 cycle.



### AB.15 Direct to Clearing applicants from Northern Ireland: 28 days after A level results day

Direct to Clearing: difference between cycle and 2017 cycle

- Placed (Direct to Clearing)
- Other (Direct to Clearing)



Note: The percentage change is not plotted in the above chart for groups with fewer than 30 placed applicants in any one cycle.

**AB.16 Direct to Clearing applicants from Northern Ireland: 28 days after A level results day**

Direct to Clearing 28 days after A level results day

Applicant type	Status	2009	2010	2011	2012	2013	2014	2015	2016	2017	2018
Direct to Clearing	Placed (Direct to Clearing)	0	0	0	0	0	0	0	0	0	0
	Other (Direct to Clearing)	0	0	0	0	0	0	0	0	0	0

**AB.17 Direct to Clearing applicants from Northern Ireland: 28 days after A level results day**

Direct to Clearing: difference between cycle and 2017 cycle

Applicant type	Status	2009	2010	2011	2012	2013	2014	2015	2016	2017	2018
Direct to Clearing	Placed (Direct to Clearing)										
	Other (Direct to Clearing)										100%

Note: The percentage change is not recorded in the above table for groups with fewer than 10 placed applicants in that cycle or in the 2017 cycle.