

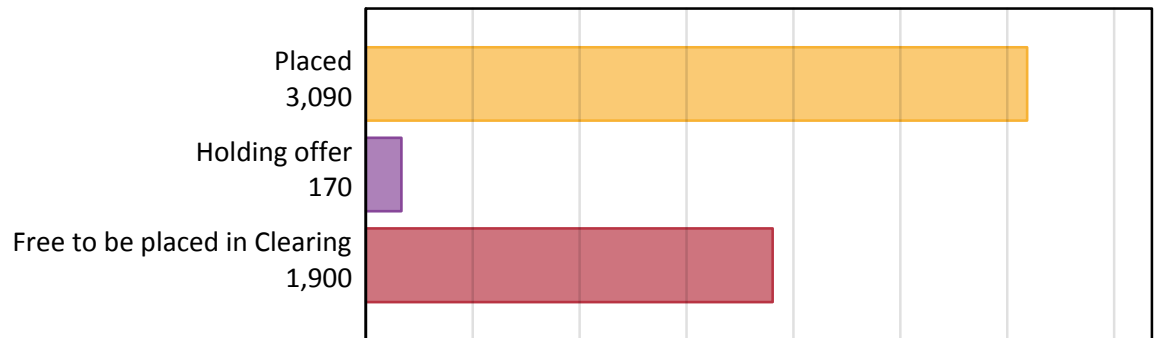
Daily Clearing Analysis: Overview

B7 Nursing analysis at 00:05 on Wednesday 30 August 2017 (13 days after A level results day)

AB.1 Placed applicants to nursing from Scotland, 2017 cycle

Applicant type	Status	2017
Main scheme	Placed (Clearing)	80
	Placed (Adjustment)	0
	Placed (Firm)	2,810
	Placed (Insurance)	40
	Placed (Other)	140
	Holding offer	170
	Free to be placed in Clearing	1,900
Direct to Clearing	Placed (Direct to Clearing)	30
	Other (Direct to Clearing)	10
All applicants	Placed	3,090

AB.2 Summary of nursing applicants who are placed, holding offers or free to be placed in Clearing (Scotland)



AB.3 Placed applicants to nursing from Scotland: 13 days after A level results day

Placed applicants to nursing: difference between cycle and 2016 cycle

Placed



AB.4 Placed applicants to nursing from Scotland: 13 days after A level results day

Placed applicants to nursing: applicants at 13 days after A level results day

Applicant type	Status	2013	2014	2015	2016	2017
All applicants	Placed	2,500	2,850	2,840	2,880	3,090

AB.5 Placed applicants to nursing from Scotland: 13 days after A level results day

Placed applicants to nursing: difference between cycle and 2016 cycle

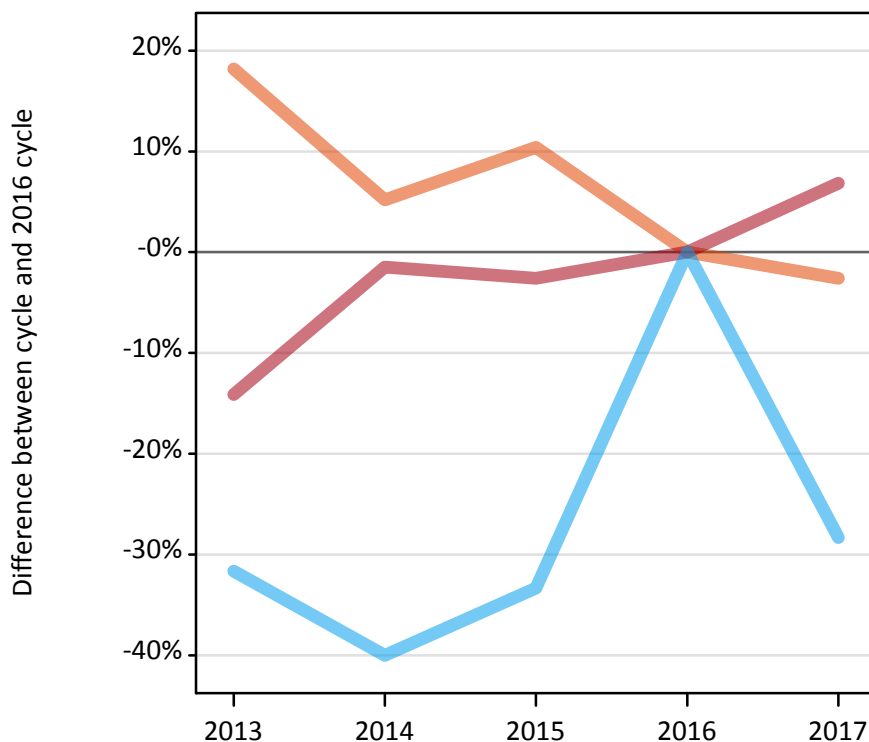
Applicant type	Status	2013	2014	2015	2016	2017
All applicants	Placed	-13%	-1%	-1%	0%	7%

Note: Percentage changes are not plotted for lines with, on average, fewer than 30 applicants per year. As a result, lines for some, or all, of the states may be missing.

AB.6 Placed main scheme applicants to nursing from Scotland: 13 days after A level results day

Selected placed routes: difference between cycle and 2016 cycle

- Placed (Clearing)
- Placed (Firm)
- Placed (Insurance)



AB.7 Placed main scheme applicants to nursing from Scotland: 13 days after A level results day

All Main scheme placed routes (excluding Adjustment): applicants at 13 days after A level results day

Applicant type	Status	2013	2014	2015	2016	2017
Main scheme	Placed (Clearing)	90	80	90	80	80
	Placed (Firm)	2,260	2,600	2,570	2,630	2,810
	Placed (Insurance)	40	40	40	60	40
	Placed (Other)	90	140	130	90	140

AB.8 Placed main scheme applicants to nursing from Scotland: 13 days after A level results day

Selected placed routes: difference between cycle and 2016 cycle

Applicant type	Status	2013	2014	2015	2016	2017
Main scheme	Placed (Clearing)	18%	5%	10%	0%	-3%
	Placed (Firm)	-14%	-1%	-3%	0%	7%
	Placed (Insurance)	-32%	-40%	-33%	0%	-28%

Note: Percentage changes are not plotted for lines with, on average, fewer than 30 applicants per year. As a result, lines for some, or all, of the states may be missing.

AB.9 Main scheme applicants placed to nursing through adjustment: 13 days after A level results day
Placed through adjustment: difference between cycle and 2016 cycle

[This chart is not part of this report]

AB.10 Main scheme applicants placed to nursing through adjustment: 13 days after A level results day
Placed through adjustment: applicants at 13 days after A level results day

Applicant type	Status	2013	2014	2015	2016	2017
Main scheme	Placed (Adjustment)	0	0	0	0	0

AB.11 Main scheme applicants placed to nursing through adjustment: 13 days after A level results day
Placed through adjustment: difference between cycle and 2016 cycle

[This table is not part of this report]

AB.12 Main scheme applicants to nursing not currently placed from Scotland: 13 days after A level results day

Applicants in unplaced states: difference between cycle and 2016 cycle

— Holding offer
— Free to be placed in Clearing



AB.13 Main scheme applicants to nursing not currently placed from Scotland: 13 days after A level results day

Applicants in unplaced states: applicants at 13 days after A level results day

Applicant type	Status	2013	2014	2015	2016	2017
Main scheme	Holding offer	190	150	140	90	170
	Free to be placed in Clearing	2,300	2,540	2,570	2,330	1,900

AB.14 Main scheme applicants to nursing not currently placed from Scotland: 13 days after A level results day

Applicants in unplaced states: difference between cycle and 2016 cycle

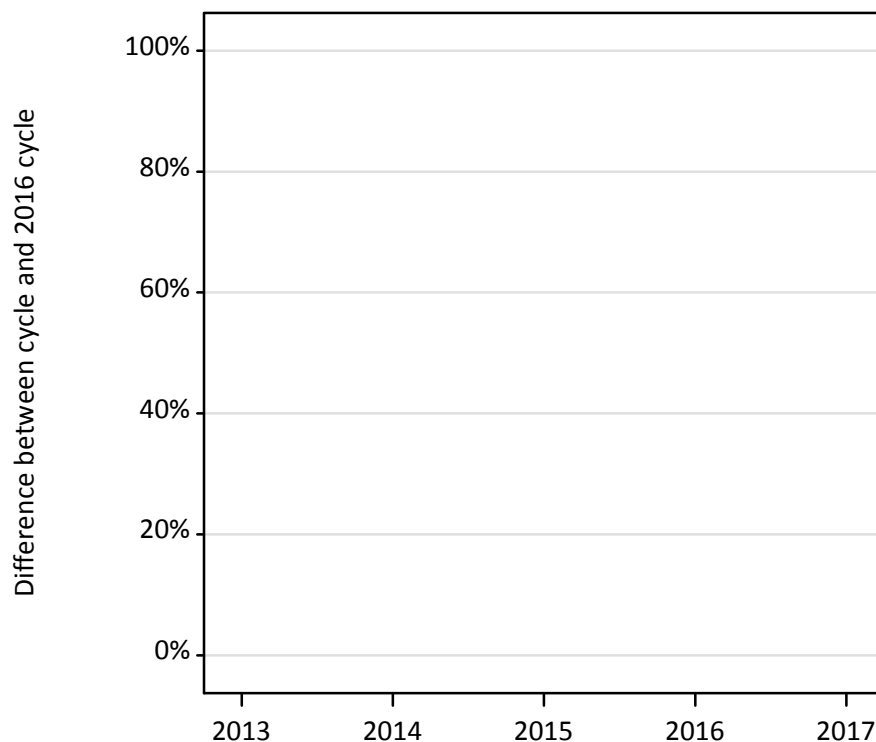
Applicant type	Status	2013	2014	2015	2016	2017
Main scheme	Holding offer	110%	73%	56%	0%	87%
	Free to be placed in Clearing	-2%	9%	10%	0%	-18%

Note: Percentage changes are not plotted for lines with, on average, fewer than 30 applicants per year. As a result, lines for some, or all, of the states may be missing.

AB.15 Direct to Clearing applicants from Scotland: 13 days after A level results day

Placed (Direct to Clearing): difference between cycle and 2016 cycle

Placed (Direct to Clearing)



AB.16 Direct to Clearing applicants from Scotland: 13 days after A level results day

Direct to Clearing 13 days after A level results day

Applicant type	Status	2013	2014	2015	2016	2017
Direct to Clearing	Placed (Direct to Clearing)	10	10	20	20	30
	Other (Direct to Clearing)	10	10	50	20	10

AB.17 Direct to Clearing applicants from Scotland: 13 days after A level results day

Placed (Direct to Clearing): difference between cycle and 2016 cycle

Applicant type	Status	2013	2014	2015	2016	2017
Direct to Clearing	Placed (Direct to Clearing)	-36%	-68%	5%	0%	14%

Note: Percentage changes are not plotted for lines with, on average, fewer than 30 applicants per year. As a result, lines for some, or all, of the states may be missing.