

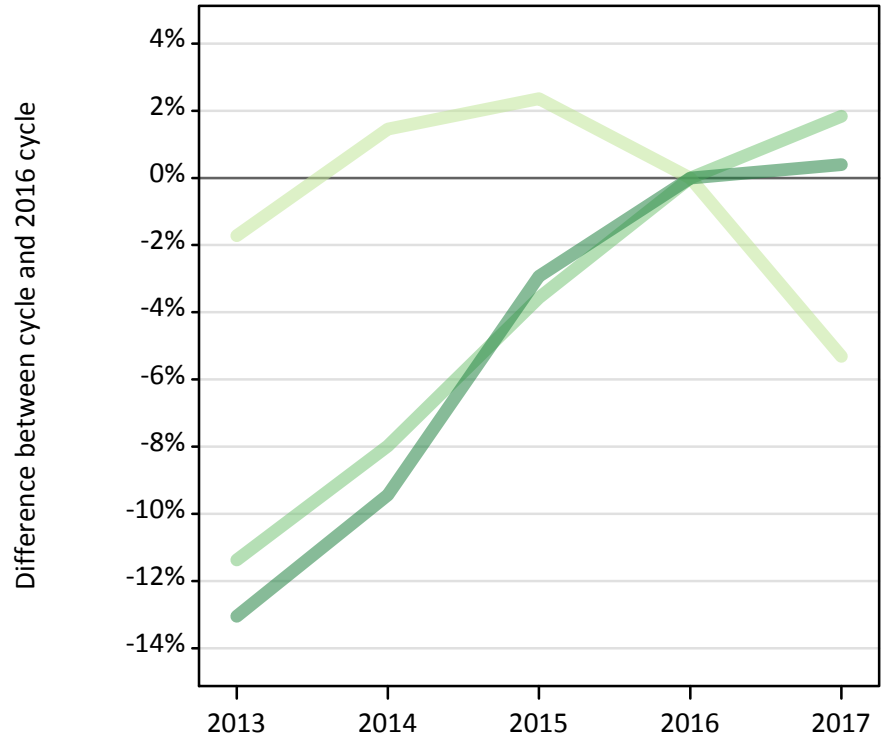
Daily Clearing Analysis: Tariff

Analysis at 00:05 on Tuesday 29 August 2017 (12 days after A level results day)

T.1 Placed applicants from all domiciles by tariff group: 12 days after A level results day

Placed applicants: change relative to 2016 cycle totals

- Lower tariff
- Medium tariff
- Higher tariff



T.2 Placed applicants from all domiciles by tariff group: 12 days after A level results day

Applicant Status	Tariff group	2013	2014	2015	2016	2017
Placed	Lower tariff	180,510	186,340	188,000	183,670	173,910
	Medium tariff	143,100	148,580	155,710	161,470	164,430
	Higher tariff	128,650	134,000	143,620	147,960	148,550

T.3 Placed applicants from all domiciles by tariff group: 12 days after A level results day

Placed applicants: change relative to 2016 cycle totals

Applicant Status	Tariff group	2013	2014	2015	2016	2017
Placed	Lower tariff	-2%	1%	2%	0%	-5%
	Medium tariff	-11%	-8%	-4%	0%	2%
	Higher tariff	-13%	-9%	-3%	0%	0%

T.4 Placed applicants from all domiciles by tariff group: 12 days after A level results day

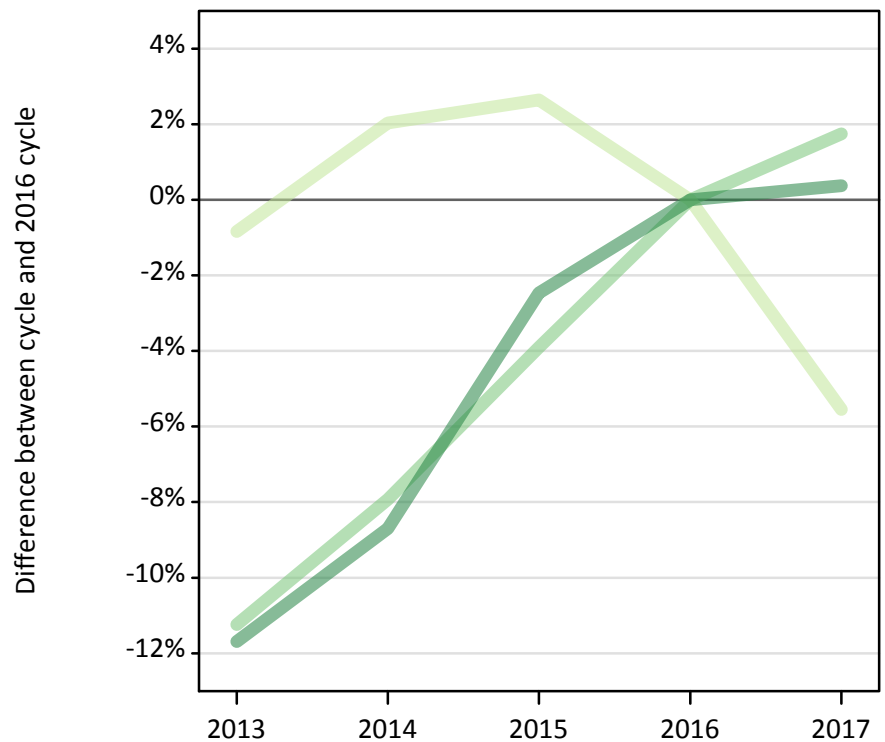
Placed applicants: absolute change relative to 2016 cycle totals

Applicant Status	Tariff group	2013	2014	2015	2016	2017
Placed	Lower tariff	-3,160	2,670	4,330	0	-9,760
	Medium tariff	-18,370	-12,890	-5,760	0	2,960
	Higher tariff	-19,320	-13,970	-4,340	0	590

T.5 Placed applicants from the UK by tariff group: 12 days after A level results day

Placed applicants: change relative to 2016 cycle totals

- Lower tariff
- Medium tariff
- Higher tariff



T.6 Placed applicants from the UK by tariff group: 12 days after A level results day

Applicant Status	Tariff group	2013	2014	2015	2016	2017
Placed	Lower tariff	169,860	174,790	175,840	171,310	161,810
	Medium tariff	126,990	131,720	137,470	143,060	145,560
	Higher tariff	101,900	105,350	112,540	115,390	115,820

T.7 Placed applicants from the UK by tariff group: 12 days after A level results day

Placed applicants: change relative to 2016 cycle totals

Applicant Status	Tariff group	2013	2014	2015	2016	2017
Placed	Lower tariff	-1%	2%	3%	0%	-6%
	Medium tariff	-11%	-8%	-4%	0%	2%
	Higher tariff	-12%	-9%	-2%	0%	0%

T.8 Placed applicants from the UK by tariff group: 12 days after A level results day

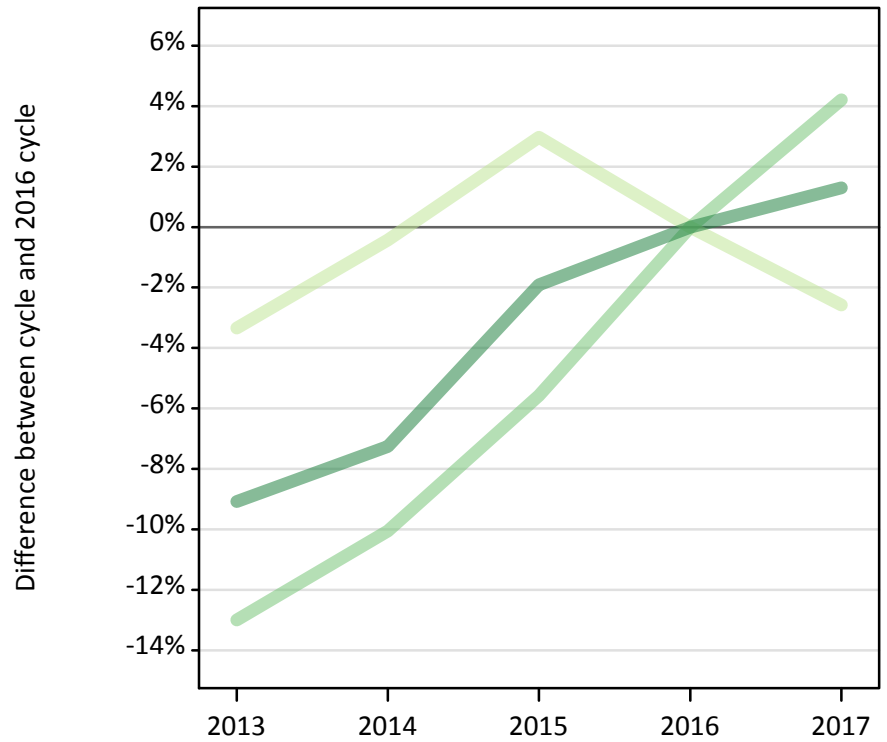
Placed applicants: absolute change relative to 2016 cycle totals

Applicant Status	Tariff group	2013	2014	2015	2016	2017
Placed	Lower tariff	-1,440	3,480	4,540	0	-9,500
	Medium tariff	-16,080	-11,340	-5,590	0	2,500
	Higher tariff	-13,490	-10,030	-2,850	0	430

T.9 Placed 18 year old applicants from the UK by tariff group: 12 days after A level results day

Placed 18 year old applicants: change relative to 2016 cycle totals

■ Lower tariff
■ Medium tariff
■ Higher tariff



T.10 Placed 18 year old applicants from the UK by tariff group: 12 days after A level results day

Applicant Status	Tariff group	2013	2014	2015	2016	2017
Placed	Lower tariff	74,560	76,810	79,440	77,140	75,150
	Medium tariff	68,820	71,150	74,690	79,100	82,430
	Higher tariff	72,980	74,450	78,740	80,280	81,320

T.11 Placed 18 year old applicants from the UK by tariff group: 12 days after A level results day

Placed 18 year old applicants: change relative to 2016 cycle totals

Applicant Status	Tariff group	2013	2014	2015	2016	2017
Placed	Lower tariff	-3%	-0%	3%	0%	-3%
	Medium tariff	-13%	-10%	-6%	0%	4%
	Higher tariff	-9%	-7%	-2%	0%	1%

T.12 Placed 18 year old applicants from the UK by tariff group: 12 days after A level results day

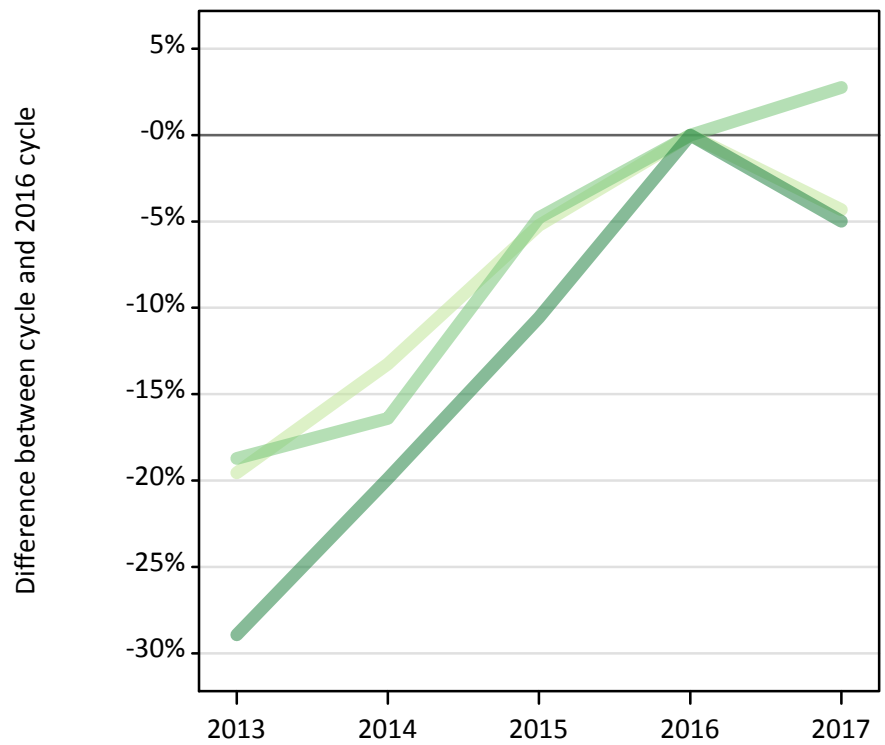
Placed 18 year old applicants: absolute change relative to 2016 cycle totals

Applicant Status	Tariff group	2013	2014	2015	2016	2017
Placed	Lower tariff	-2,580	-330	2,290	0	-1,990
	Medium tariff	-10,280	-7,960	-4,410	0	3,330
	Higher tariff	-7,290	-5,830	-1,530	0	1,040

T.13 Placed applicants from the EU (excluding the UK) by tariff group: 12 days after A level results day

Placed applicants: change relative to 2016 cycle totals

- Lower tariff
- Medium tariff
- Higher tariff



T.14 Placed applicants from the EU (excluding the UK) by tariff group: 12 days after A level results day

Applicant Status	Tariff group	2013	2014	2015	2016	2017
Placed	Lower tariff	6,660	7,190	7,850	8,280	7,930
	Medium tariff	7,230	7,430	8,470	8,890	9,140
	Higher tariff	8,730	9,840	10,990	12,280	11,670

T.15 Placed applicants from the EU (excluding the UK) by tariff group: 12 days after A level results day

Placed applicants: change relative to 2016 cycle totals

Applicant Status	Tariff group	2013	2014	2015	2016	2017
Placed	Lower tariff	-20%	-13%	-5%	0%	-4%
	Medium tariff	-19%	-16%	-5%	0%	3%
	Higher tariff	-29%	-20%	-11%	0%	-5%

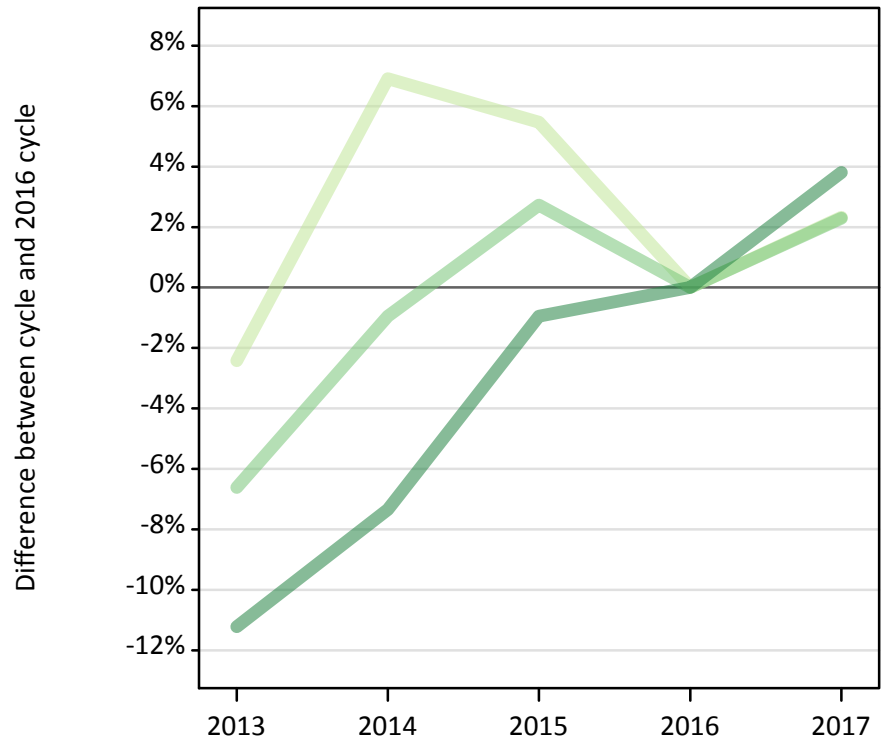
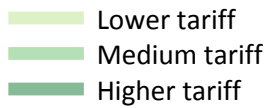
T.16 Placed applicants from the EU (excluding the UK) by tariff group: 12 days after A level results day

Placed applicants: absolute change relative to 2016 cycle totals

Applicant Status	Tariff group	2013	2014	2015	2016	2017
Placed	Lower tariff	-1,620	-1,100	-430	0	-360
	Medium tariff	-1,660	-1,460	-430	0	250
	Higher tariff	-3,550	-2,440	-1,300	0	-610

T.17 Placed applicants from overseas (not EU) by tariff group: 12 days after A level results day

Placed applicants: change relative to 2016 cycle totals



T.18 Placed applicants from overseas (not EU) by tariff group: 12 days after A level results day

Applicant Status	Tariff group	2013	2014	2015	2016	2017
Placed	Lower tariff	3,980	4,360	4,310	4,080	4,180
	Medium tariff	8,880	9,420	9,770	9,510	9,730
	Higher tariff	18,020	18,800	20,100	20,290	21,070

T.19 Placed applicants from overseas (not EU) by tariff group: 12 days after A level results day

Placed applicants: change relative to 2016 cycle totals

Applicant Status	Tariff group	2013	2014	2015	2016	2017
Placed	Lower tariff	-2%	7%	5%	0%	2%
	Medium tariff	-7%	-1%	3%	0%	2%
	Higher tariff	-11%	-7%	-1%	0%	4%

T.20 Placed applicants from overseas (not EU) by tariff group: 12 days after A level results day

Placed applicants: absolute change relative to 2016 cycle totals

Applicant Status	Tariff group	2013	2014	2015	2016	2017
Placed	Lower tariff	-100	280	220	0	100
	Medium tariff	-630	-90	260	0	220
	Higher tariff	-2,280	-1,490	-190	0	770