

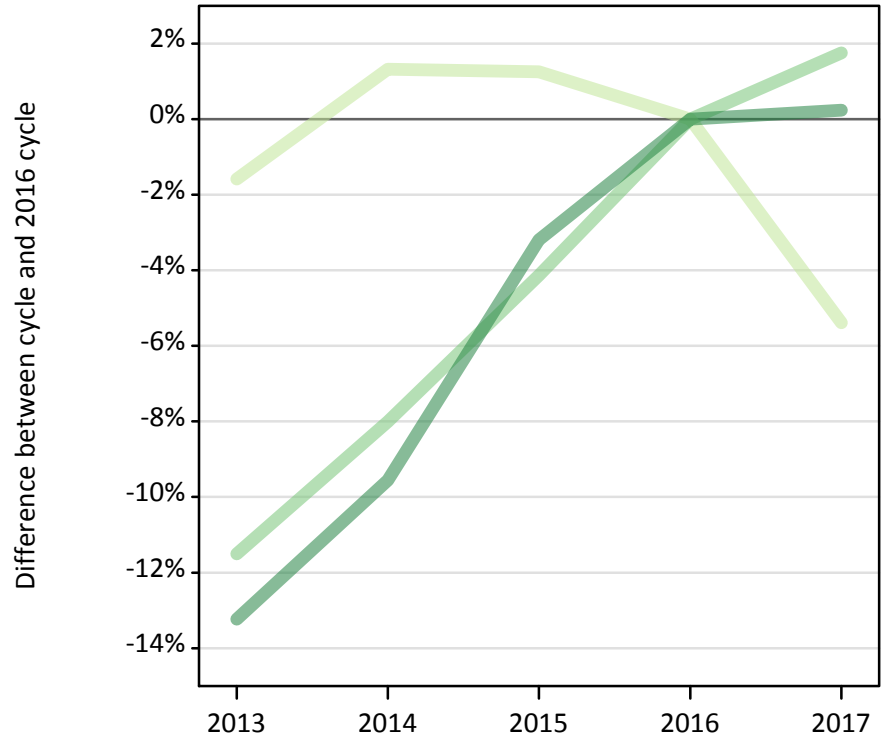
Daily Clearing Analysis: Tariff

Analysis at 00:05 on Friday 25 August 2017 (8 days after A level results day)

T.1 Placed applicants from all domiciles by tariff group: 8 days after A level results day

Placed applicants: change relative to 2016 cycle totals

- Lower tariff
- Medium tariff
- Higher tariff



T.2 Placed applicants from all domiciles by tariff group: 8 days after A level results day

Applicant Status	Tariff group	2013	2014	2015	2016	2017
Placed	Lower tariff	178,370	183,620	183,500	181,230	171,470
	Medium tariff	141,830	147,440	153,640	160,270	163,070
	Higher tariff	128,080	133,510	142,910	147,620	147,970

T.3 Placed applicants from all domiciles by tariff group: 8 days after A level results day

Placed applicants: change relative to 2016 cycle totals

Applicant Status	Tariff group	2013	2014	2015	2016	2017
Placed	Lower tariff	-2%	1%	1%	0%	-5%
	Medium tariff	-12%	-8%	-4%	0%	2%
	Higher tariff	-13%	-10%	-3%	0%	0%

T.4 Placed applicants from all domiciles by tariff group: 8 days after A level results day

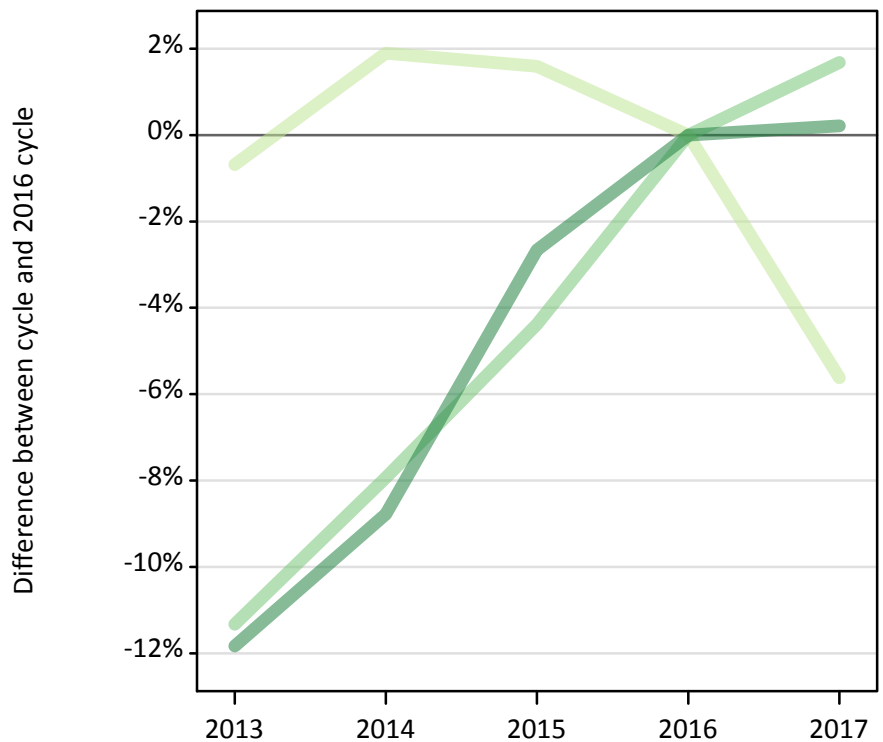
Placed applicants: absolute change relative to 2016 cycle totals

Applicant Status	Tariff group	2013	2014	2015	2016	2017
Placed	Lower tariff	-2,870	2,390	2,270	0	-9,770
	Medium tariff	-18,440	-12,830	-6,630	0	2,810
	Higher tariff	-19,540	-14,110	-4,710	0	350

T.5 Placed applicants from the UK by tariff group: 8 days after A level results day

Placed applicants: change relative to 2016 cycle totals

■ Lower tariff
■ Medium tariff
■ Higher tariff



T.6 Placed applicants from the UK by tariff group: 8 days after A level results day

Applicant Status	Tariff group	2013	2014	2015	2016	2017
Placed	Lower tariff	167,860	172,220	171,710	169,020	159,520
	Medium tariff	125,920	130,740	135,780	142,010	144,390
	Higher tariff	101,560	105,080	112,120	115,190	115,440

T.7 Placed applicants from the UK by tariff group: 8 days after A level results day

Placed applicants: change relative to 2016 cycle totals

Applicant Status	Tariff group	2013	2014	2015	2016	2017
Placed	Lower tariff	-1%	2%	2%	0%	-6%
	Medium tariff	-11%	-8%	-4%	0%	2%
	Higher tariff	-12%	-9%	-3%	0%	0%

T.8 Placed applicants from the UK by tariff group: 8 days after A level results day

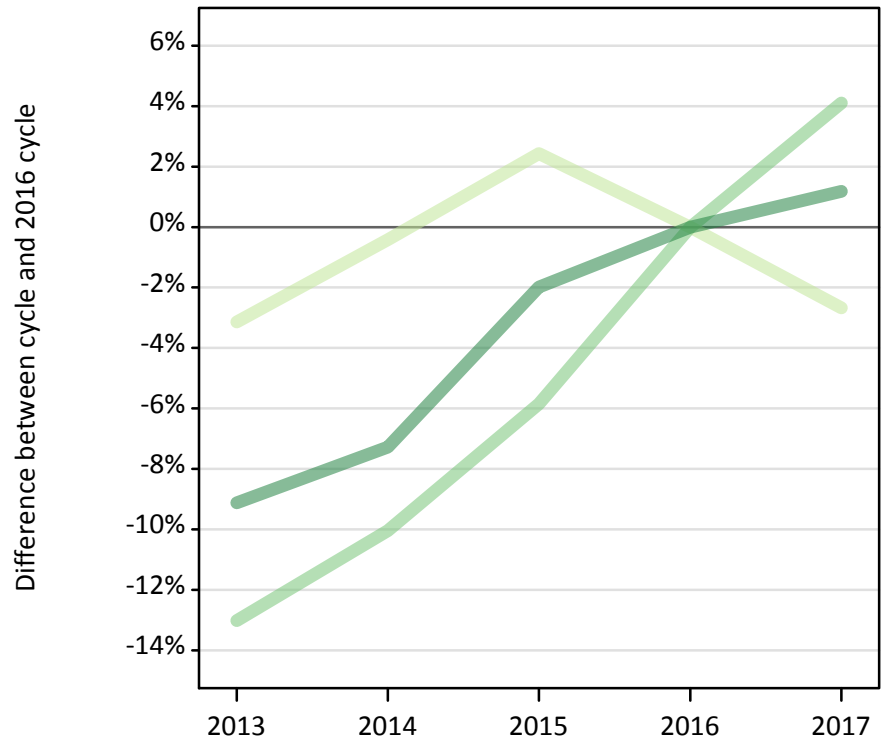
Placed applicants: absolute change relative to 2016 cycle totals

Applicant Status	Tariff group	2013	2014	2015	2016	2017
Placed	Lower tariff	-1,160	3,200	2,690	0	-9,500
	Medium tariff	-16,090	-11,270	-6,230	0	2,380
	Higher tariff	-13,630	-10,120	-3,070	0	250

T.9 Placed 18 year old applicants from the UK by tariff group: 8 days after A level results day

Placed 18 year old applicants: change relative to 2016 cycle totals

■ Lower tariff
■ Medium tariff
■ Higher tariff



T.10 Placed 18 year old applicants from the UK by tariff group: 8 days after A level results day

Applicant Status	Tariff group	2013	2014	2015	2016	2017
Placed	Lower tariff	74,040	76,120	78,300	76,440	74,390
	Medium tariff	68,560	70,900	74,210	78,820	82,060
	Higher tariff	72,910	74,390	78,630	80,230	81,170

T.11 Placed 18 year old applicants from the UK by tariff group: 8 days after A level results day

Placed 18 year old applicants: change relative to 2016 cycle totals

Applicant Status	Tariff group	2013	2014	2015	2016	2017
Placed	Lower tariff	-3%	-0%	2%	0%	-3%
	Medium tariff	-13%	-10%	-6%	0%	4%
	Higher tariff	-9%	-7%	-2%	0%	1%

T.12 Placed 18 year old applicants from the UK by tariff group: 8 days after A level results day

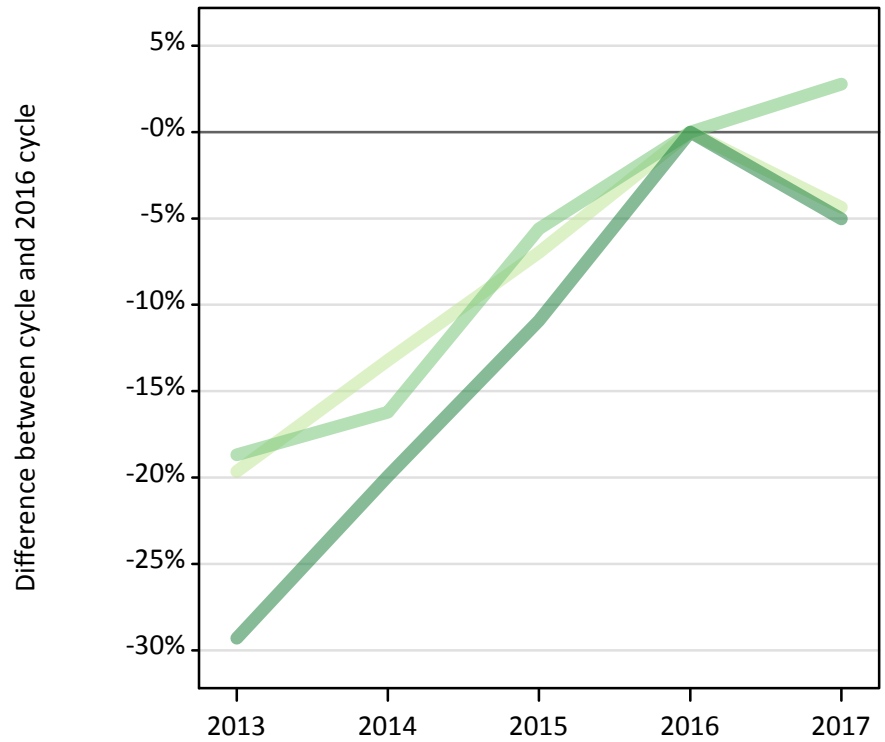
Placed 18 year old applicants: absolute change relative to 2016 cycle totals

Applicant Status	Tariff group	2013	2014	2015	2016	2017
Placed	Lower tariff	-2,400	-320	1,860	0	-2,040
	Medium tariff	-10,260	-7,920	-4,610	0	3,240
	Higher tariff	-7,320	-5,840	-1,600	0	950

T.13 Placed applicants from the EU (excluding the UK) by tariff group: 8 days after A level results day

Placed applicants: change relative to 2016 cycle totals

- Lower tariff
- Medium tariff
- Higher tariff



T.14 Placed applicants from the EU (excluding the UK) by tariff group: 8 days after A level results day

Applicant Status	Tariff group	2013	2014	2015	2016	2017
Placed	Lower tariff	6,580	7,110	7,620	8,190	7,840
	Medium tariff	7,190	7,410	8,350	8,850	9,090
	Higher tariff	8,670	9,820	10,930	12,270	11,650

T.15 Placed applicants from the EU (excluding the UK) by tariff group: 8 days after A level results day

Placed applicants: change relative to 2016 cycle totals

Applicant Status	Tariff group	2013	2014	2015	2016	2017
Placed	Lower tariff	-20%	-13%	-7%	0%	-4%
	Medium tariff	-19%	-16%	-6%	0%	3%
	Higher tariff	-29%	-20%	-11%	0%	-5%

T.16 Placed applicants from the EU (excluding the UK) by tariff group: 8 days after A level results day

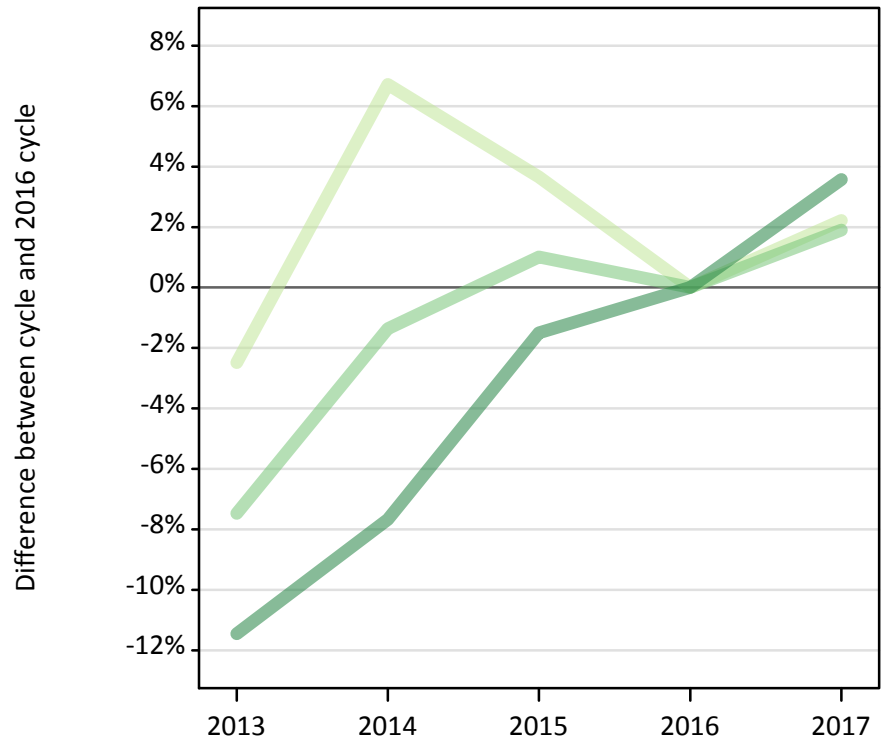
Placed applicants: absolute change relative to 2016 cycle totals

Applicant Status	Tariff group	2013	2014	2015	2016	2017
Placed	Lower tariff	-1,610	-1,080	-570	0	-360
	Medium tariff	-1,650	-1,430	-500	0	250
	Higher tariff	-3,600	-2,440	-1,340	0	-620

T.17 Placed applicants from overseas (not EU) by tariff group: 8 days after A level results day

Placed applicants: change relative to 2016 cycle totals

■ Lower tariff
■ Medium tariff
■ Higher tariff



T.18 Placed applicants from overseas (not EU) by tariff group: 8 days after A level results day

Applicant Status	Tariff group	2013	2014	2015	2016	2017
Placed	Lower tariff	3,920	4,290	4,170	4,020	4,110
	Medium tariff	8,710	9,290	9,510	9,420	9,600
	Higher tariff	17,850	18,610	19,860	20,160	20,880

T.19 Placed applicants from overseas (not EU) by tariff group: 8 days after A level results day

Placed applicants: change relative to 2016 cycle totals

Applicant Status	Tariff group	2013	2014	2015	2016	2017
Placed	Lower tariff	-2%	7%	4%	0%	2%
	Medium tariff	-7%	-1%	1%	0%	2%
	Higher tariff	-11%	-8%	-1%	0%	4%

T.20 Placed applicants from overseas (not EU) by tariff group: 8 days after A level results day

Placed applicants: absolute change relative to 2016 cycle totals

Applicant Status	Tariff group	2013	2014	2015	2016	2017
Placed	Lower tariff	-100	270	150	0	90
	Medium tariff	-700	-130	100	0	180
	Higher tariff	-2,310	-1,550	-300	0	720