

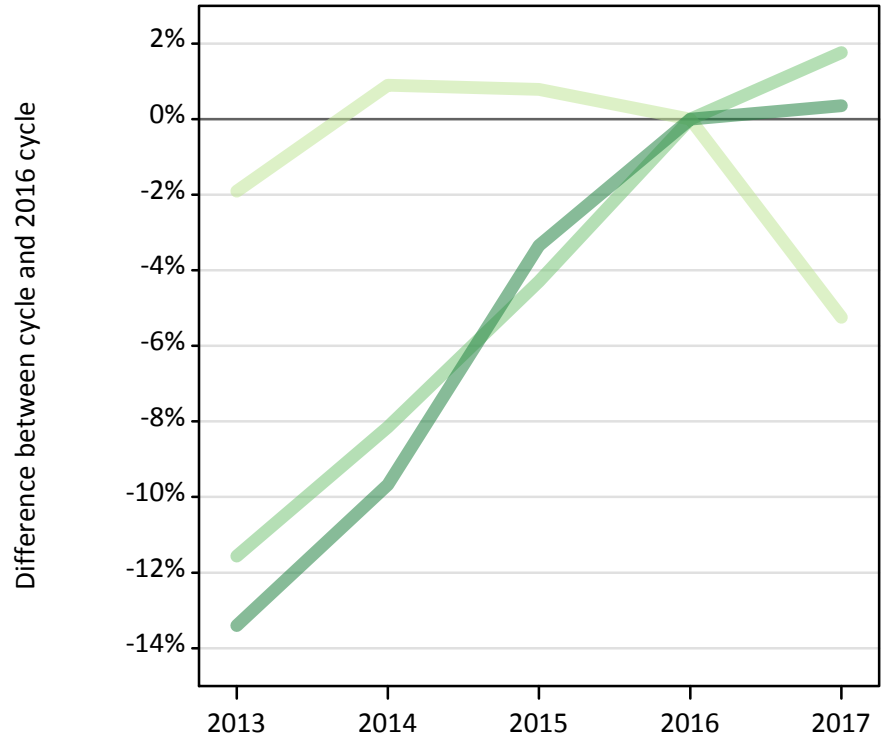
Daily Clearing Analysis: Tariff

Analysis at 00:05 on Wednesday 23 August 2017 (6 days after A level results day)

T.1 Placed applicants from all domiciles by tariff group: 6 days after A level results day

Placed applicants: change relative to 2016 cycle totals

- Lower tariff
- Medium tariff
- Higher tariff



T.2 Placed applicants from all domiciles by tariff group: 6 days after A level results day

Applicant Status	Tariff group	2013	2014	2015	2016	2017
Placed	Lower tariff	173,000	177,940	177,760	176,360	167,120
	Medium tariff	139,180	144,570	150,620	157,380	160,160
	Higher tariff	126,770	132,210	141,480	146,380	146,900

T.3 Placed applicants from all domiciles by tariff group: 6 days after A level results day

Placed applicants: change relative to 2016 cycle totals

Applicant Status	Tariff group	2013	2014	2015	2016	2017
Placed	Lower tariff	-2%	1%	1%	0%	-5%
	Medium tariff	-12%	-8%	-4%	0%	2%
	Higher tariff	-13%	-10%	-3%	0%	0%

T.4 Placed applicants from all domiciles by tariff group: 6 days after A level results day

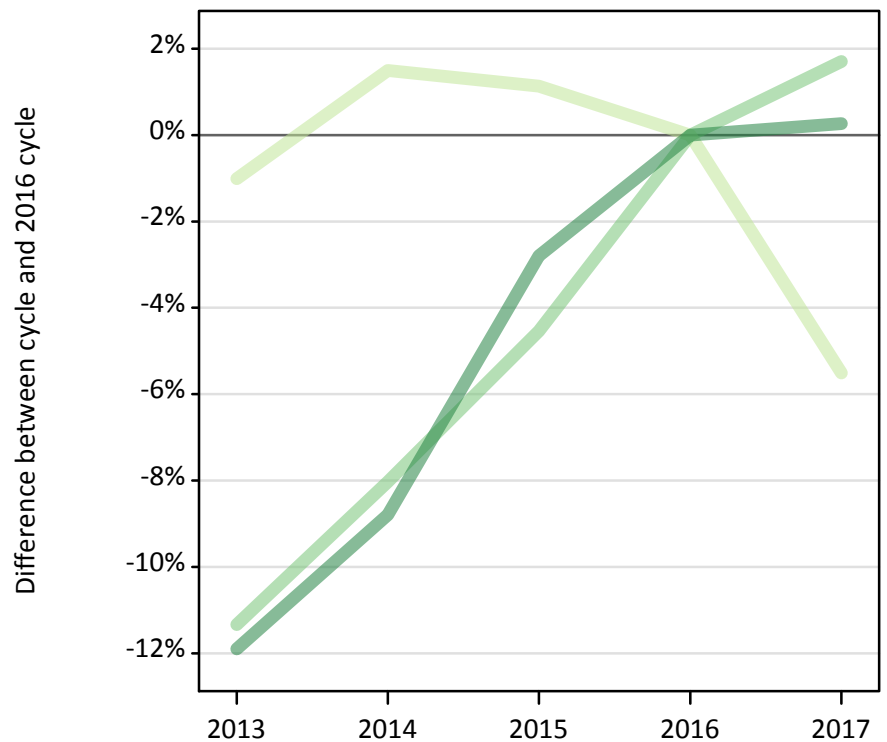
Placed applicants: absolute change relative to 2016 cycle totals

Applicant Status	Tariff group	2013	2014	2015	2016	2017
Placed	Lower tariff	-3,360	1,580	1,390	0	-9,240
	Medium tariff	-18,210	-12,820	-6,760	0	2,780
	Higher tariff	-19,610	-14,160	-4,900	0	520

T.5 Placed applicants from the UK by tariff group: 6 days after A level results day

Placed applicants: change relative to 2016 cycle totals

- Lower tariff
- Medium tariff
- Higher tariff



T.6 Placed applicants from the UK by tariff group: 6 days after A level results day

Applicant Status	Tariff group	2013	2014	2015	2016	2017
Placed	Lower tariff	162,860	166,990	166,390	164,530	155,460
	Medium tariff	123,790	128,400	133,280	139,610	141,990
	Higher tariff	100,750	104,310	111,170	114,360	114,660

T.7 Placed applicants from the UK by tariff group: 6 days after A level results day

Placed applicants: change relative to 2016 cycle totals

Applicant Status	Tariff group	2013	2014	2015	2016	2017
Placed	Lower tariff	-1%	1%	1%	0%	-6%
	Medium tariff	-11%	-8%	-5%	0%	2%
	Higher tariff	-12%	-9%	-3%	0%	0%

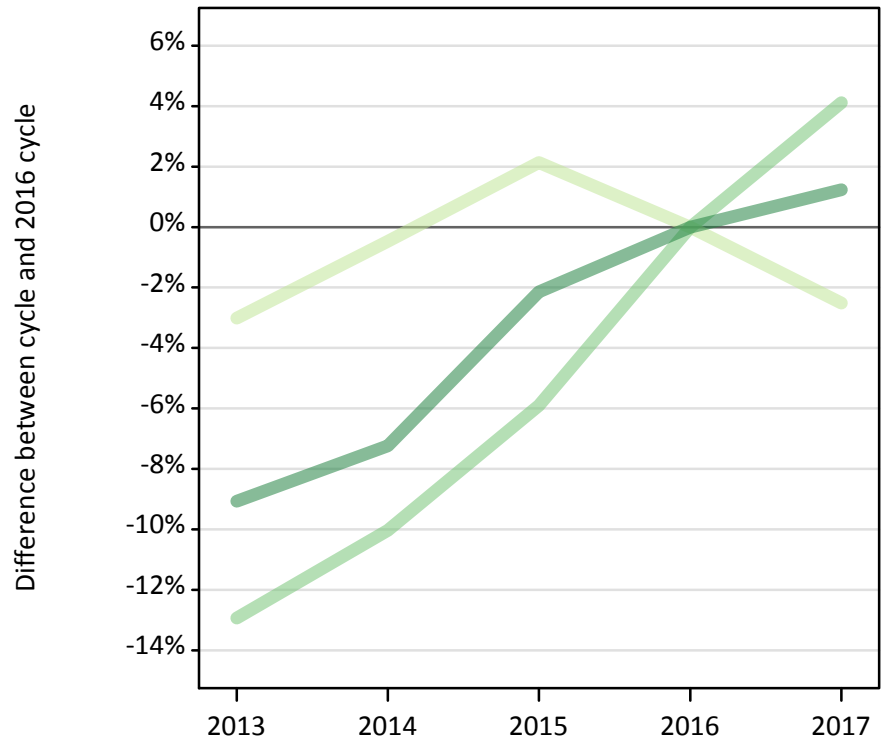
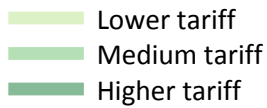
T.8 Placed applicants from the UK by tariff group: 6 days after A level results day

Placed applicants: absolute change relative to 2016 cycle totals

Applicant Status	Tariff group	2013	2014	2015	2016	2017
Placed	Lower tariff	-1,660	2,460	1,870	0	-9,070
	Medium tariff	-15,830	-11,210	-6,330	0	2,380
	Higher tariff	-13,610	-10,050	-3,200	0	300

T.9 Placed 18 year old applicants from the UK by tariff group: 6 days after A level results day

Placed 18 year old applicants: change relative to 2016 cycle totals



T.10 Placed 18 year old applicants from the UK by tariff group: 6 days after A level results day

Applicant Status	Tariff group	2013	2014	2015	2016	2017
Placed	Lower tariff	72,570	74,470	76,420	74,830	72,940
	Medium tariff	67,820	70,080	73,290	77,890	81,100
	Higher tariff	72,670	74,130	78,200	79,910	80,900

T.11 Placed 18 year old applicants from the UK by tariff group: 6 days after A level results day

Placed 18 year old applicants: change relative to 2016 cycle totals

Applicant Status	Tariff group	2013	2014	2015	2016	2017
Placed	Lower tariff	-3%	-0%	2%	0%	-3%
	Medium tariff	-13%	-10%	-6%	0%	4%
	Higher tariff	-9%	-7%	-2%	0%	1%

T.12 Placed 18 year old applicants from the UK by tariff group: 6 days after A level results day

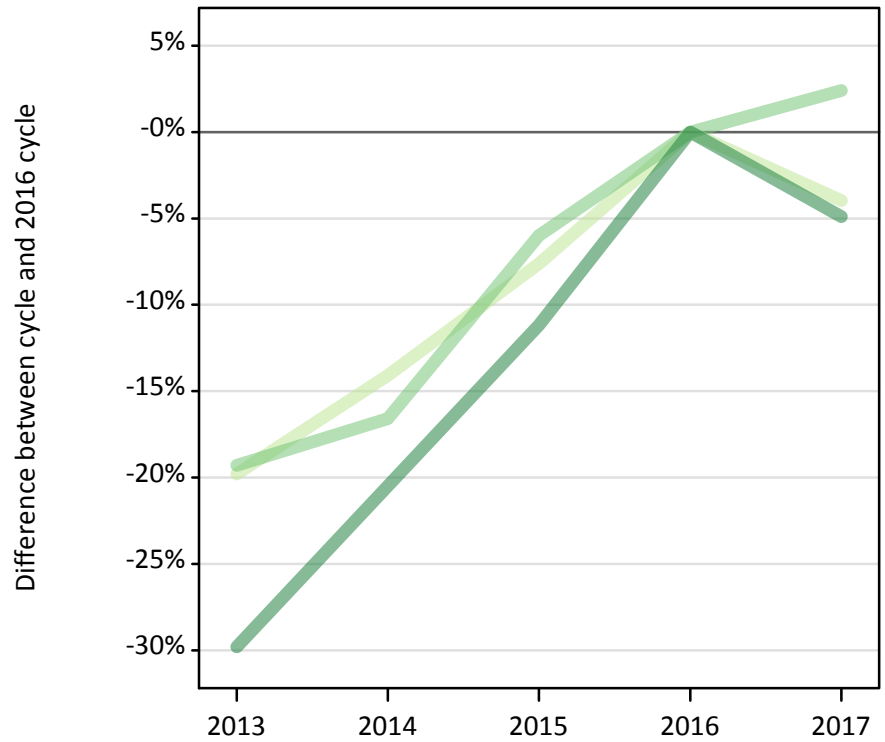
Placed 18 year old applicants: absolute change relative to 2016 cycle totals

Applicant Status	Tariff group	2013	2014	2015	2016	2017
Placed	Lower tariff	-2,260	-350	1,600	0	-1,880
	Medium tariff	-10,070	-7,810	-4,600	0	3,200
	Higher tariff	-7,250	-5,780	-1,710	0	980

T.13 Placed applicants from the EU (excluding the UK) by tariff group: 6 days after A level results day

Placed applicants: change relative to 2016 cycle totals

■ Lower tariff
■ Medium tariff
■ Higher tariff



T.14 Placed applicants from the EU (excluding the UK) by tariff group: 6 days after A level results day

Applicant Status	Tariff group	2013	2014	2015	2016	2017
Placed	Lower tariff	6,380	6,840	7,350	7,960	7,640
	Medium tariff	7,030	7,270	8,190	8,710	8,920
	Higher tariff	8,550	9,680	10,810	12,170	11,580

T.15 Placed applicants from the EU (excluding the UK) by tariff group: 6 days after A level results day

Placed applicants: change relative to 2016 cycle totals

Applicant Status	Tariff group	2013	2014	2015	2016	2017
Placed	Lower tariff	-20%	-14%	-8%	0%	-4%
	Medium tariff	-19%	-17%	-6%	0%	2%
	Higher tariff	-30%	-20%	-11%	0%	-5%

T.16 Placed applicants from the EU (excluding the UK) by tariff group: 6 days after A level results day

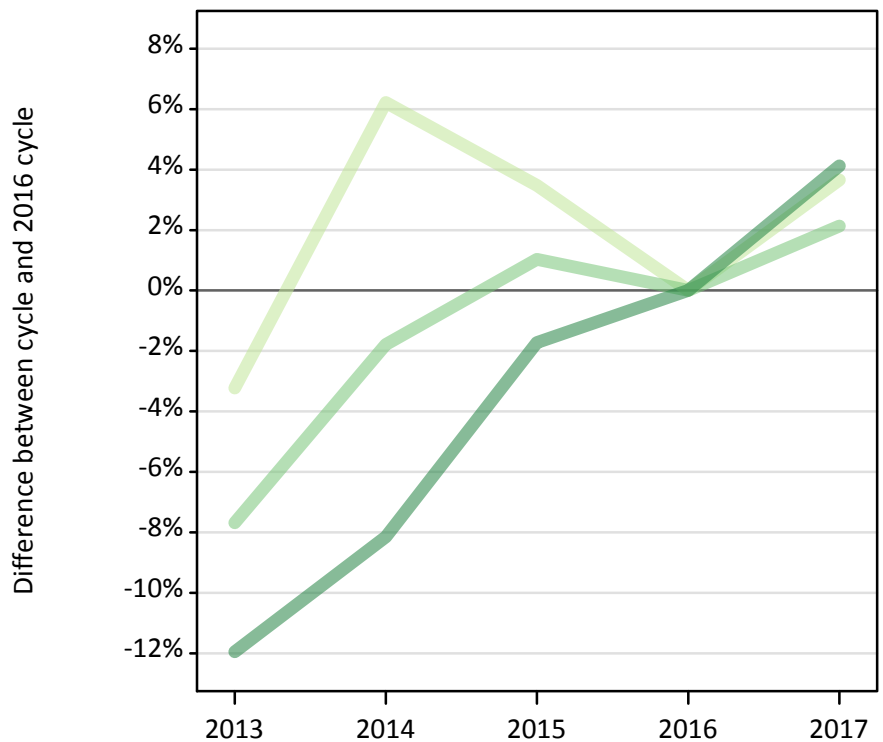
Placed applicants: absolute change relative to 2016 cycle totals

Applicant Status	Tariff group	2013	2014	2015	2016	2017
Placed	Lower tariff	-1,580	-1,120	-610	0	-320
	Medium tariff	-1,680	-1,450	-520	0	210
	Higher tariff	-3,630	-2,490	-1,360	0	-600

T.17 Placed applicants from overseas (not EU) by tariff group: 6 days after A level results day

Placed applicants: change relative to 2016 cycle totals

- Lower tariff
- Medium tariff
- Higher tariff



T.18 Placed applicants from overseas (not EU) by tariff group: 6 days after A level results day

Applicant Status	Tariff group	2013	2014	2015	2016	2017
Placed	Lower tariff	3,750	4,120	4,010	3,880	4,020
	Medium tariff	8,360	8,890	9,150	9,060	9,250
	Higher tariff	17,470	18,220	19,500	19,840	20,660

T.19 Placed applicants from overseas (not EU) by tariff group: 6 days after A level results day

Placed applicants: change relative to 2016 cycle totals

Applicant Status	Tariff group	2013	2014	2015	2016	2017
Placed	Lower tariff	-3%	6%	3%	0%	4%
	Medium tariff	-8%	-2%	1%	0%	2%
	Higher tariff	-12%	-8%	-2%	0%	4%

T.20 Placed applicants from overseas (not EU) by tariff group: 6 days after A level results day

Placed applicants: absolute change relative to 2016 cycle totals

Applicant Status	Tariff group	2013	2014	2015	2016	2017
Placed	Lower tariff	-130	240	140	0	140
	Medium tariff	-700	-160	90	0	190
	Higher tariff	-2,370	-1,620	-340	0	820