

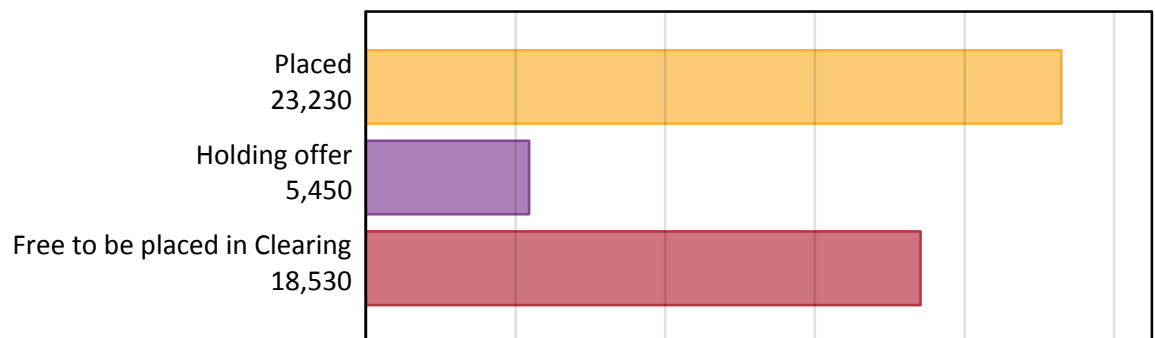
Daily Clearing Analysis: Overview

B7 Nursing analysis at 00:05 on Tuesday 22 August 2017 (5 days after A level results day)

AB.1 Placed applicants to nursing from all domiciles, 2017 cycle

Applicant type	Status	2017
Main scheme	Placed (Clearing)	690
	Placed (Adjustment)	20
	Placed (Firm)	20,980
	Placed (Insurance)	460
	Placed (Other)	950
	Holding offer	5,450
	Free to be placed in Clearing	18,530
Direct to Clearing	Placed (Direct to Clearing)	140
	Other (Direct to Clearing)	350
All applicants	Placed	23,230

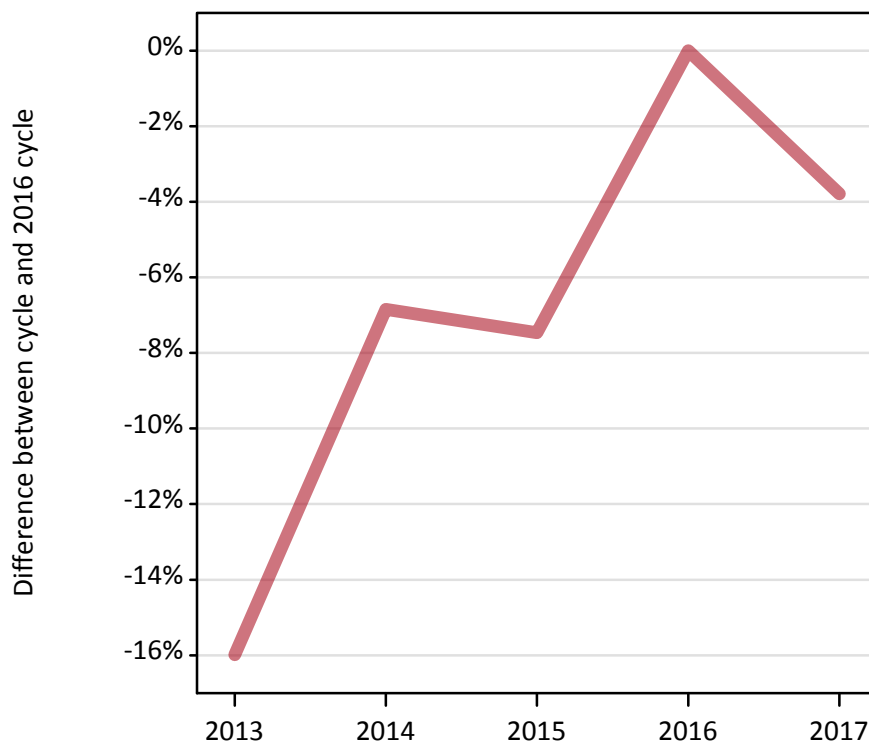
AB.2 Summary of nursing applicants who are placed, holding offers or free to be placed in Clearing (all domiciles)



AB.3 Placed applicants to nursing from all domiciles: 5 days after A level results day

Placed applicants to nursing: difference between cycle and 2016 cycle

Placed



AB.4 Placed applicants to nursing from all domiciles: 5 days after A level results day

Placed applicants to nursing: applicants at 5 days after A level results day

Applicant type	Status	2013	2014	2015	2016	2017
All applicants	Placed	20,290	22,490	22,340	24,150	23,230

AB.5 Placed applicants to nursing from all domiciles: 5 days after A level results day

Placed applicants to nursing: difference between cycle and 2016 cycle

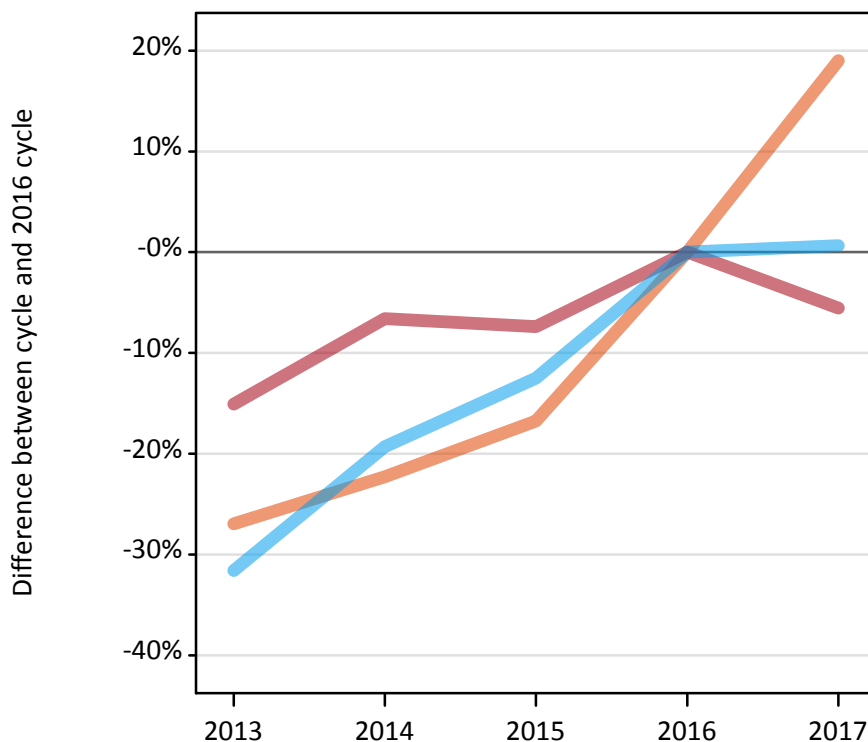
Applicant type	Status	2013	2014	2015	2016	2017
All applicants	Placed	-16%	-7%	-7%	0%	-4%

Note: Percentage changes are not plotted for lines with, on average, fewer than 30 applicants per year. As a result, lines for some, or all, of the states may be missing.

AB.6 Placed main scheme applicants to nursing from all domiciles: 5 days after A level results day

Selected placed routes: difference between cycle and 2016 cycle

- Placed (Clearing)
- Placed (Firm)
- Placed (Insurance)



AB.7 Placed main scheme applicants to nursing from all domiciles: 5 days after A level results day

All Main scheme placed routes (excluding Adjustment): applicants at 5 days after A level results day

Applicant type	Status	2013	2014	2015	2016	2017
Main scheme	Placed (Clearing)	420	450	480	580	690
	Placed (Firm)	18,870	20,750	20,580	22,220	20,980
	Placed (Insurance)	310	370	400	460	460
	Placed (Other)	610	890	820	800	950

AB.8 Placed main scheme applicants to nursing from all domiciles: 5 days after A level results day

Selected placed routes: difference between cycle and 2016 cycle

Applicant type	Status	2013	2014	2015	2016	2017
Main scheme	Placed (Clearing)	-27%	-22%	-17%	0%	19%
	Placed (Firm)	-15%	-7%	-7%	0%	-6%
	Placed (Insurance)	-32%	-19%	-13%	0%	1%

Note: Percentage changes are not plotted for lines with, on average, fewer than 30 applicants per year. As a result, lines for some, or all, of the states may be missing.

AB.9 Main scheme applicants placed to nursing through adjustment: 5 days after A level results day

Placed through adjustment: difference between cycle and 2016 cycle

[This chart not part of this report]

AB.10 Main scheme applicants placed to nursing through adjustment: 5 days after A level results day

Placed through adjustment: applicants at 5 days after A level results day

Applicant type	Status	2013	2014	2015	2016	2017
Main scheme	Placed (Adjustment)	0	10	10	0	20

AB.11 Main scheme applicants placed to nursing through adjustment: 5 days after A level results day

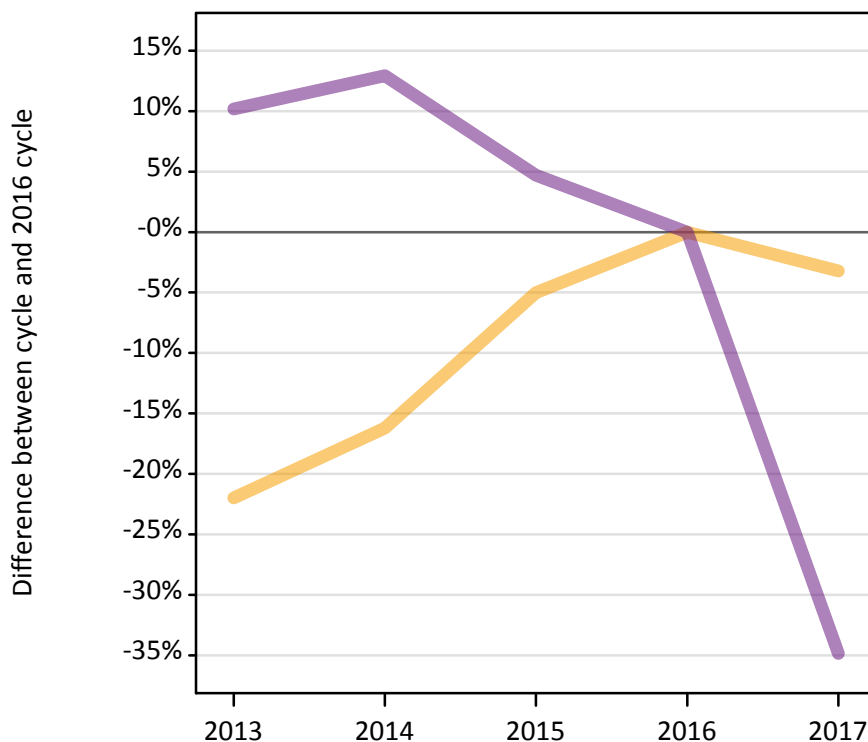
Placed through adjustment: difference between cycle and 2016 cycle

[This table is not part of this report]

AB.12 Main scheme applicants to nursing not currently placed from all domiciles: 5 days after A level results day

Applicants in unplaced states: difference between cycle and 2016 cycle

— Holding offer
— Free to be placed in Clearing



AB.13 Main scheme applicants to nursing not currently placed from all domiciles: 5 days after A level results day

Applicants in unplaced states: applicants at 5 days after A level results day

Applicant type	Status	2013	2014	2015	2016	2017
Main scheme	Holding offer	4,400	4,720	5,350	5,630	5,450
	Free to be placed in Clearing	31,330	32,120	29,780	28,440	18,530

AB.14 Main scheme applicants to nursing not currently placed from all domiciles: 5 days after A level results day

Applicants in unplaced states: difference between cycle and 2016 cycle

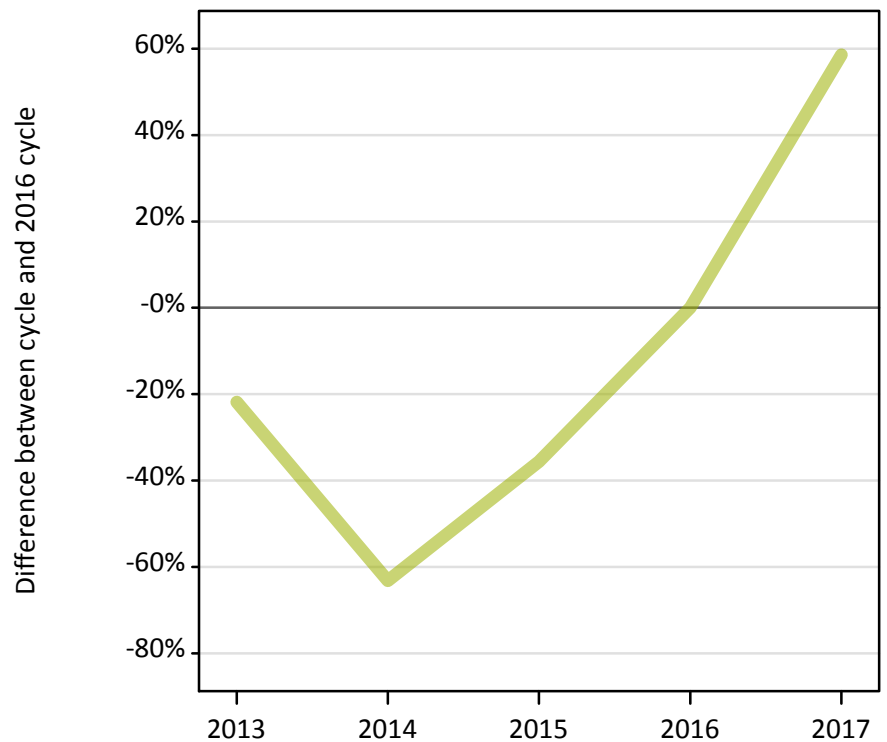
Applicant type	Status	2013	2014	2015	2016	2017
Main scheme	Holding offer	-22%	-16%	-5%	0%	-3%
	Free to be placed in Clearing	10%	13%	5%	0%	-35%

Note: Percentage changes are not plotted for lines with, on average, fewer than 30 applicants per year. As a result, lines for some, or all, of the states may be missing.

AB.15 Direct to Clearing applicants from all domiciles: 5 days after A level results day

Placed (Direct to Clearing): difference between cycle and 2016 cycle

Placed (Direct to Clearing)



AB.16 Direct to Clearing applicants from all domiciles: 5 days after A level results day

Direct to Clearing 5 days after A level results day

Applicant type	Status	2013	2014	2015	2016	2017
Direct to Clearing	Placed (Direct to Clearing)	70	30	60	90	140
	Other (Direct to Clearing)	180	140	200	210	350

AB.17 Direct to Clearing applicants from all domiciles: 5 days after A level results day

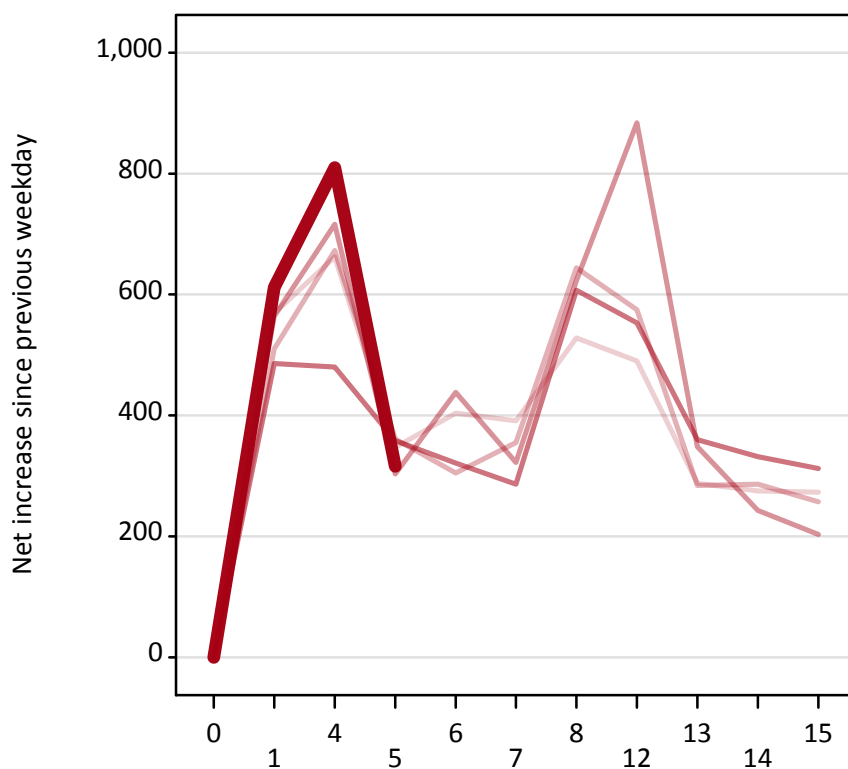

Placed (Direct to Clearing): difference between cycle and 2016 cycle

Applicant type	Status	2013	2014	2015	2016	2017
Direct to Clearing	Placed (Direct to Clearing)	-22%	-63%	-36%	0%	59%

Note: Percentage changes are not plotted for lines with, on average, fewer than 30 applicants per year. As a result, lines for some, or all, of the states may be missing.

AB.18 All Placed: Daily net change (from all domiciles)

Net increase since previous weekday (2017 cycle up to 5 days after A level results day)



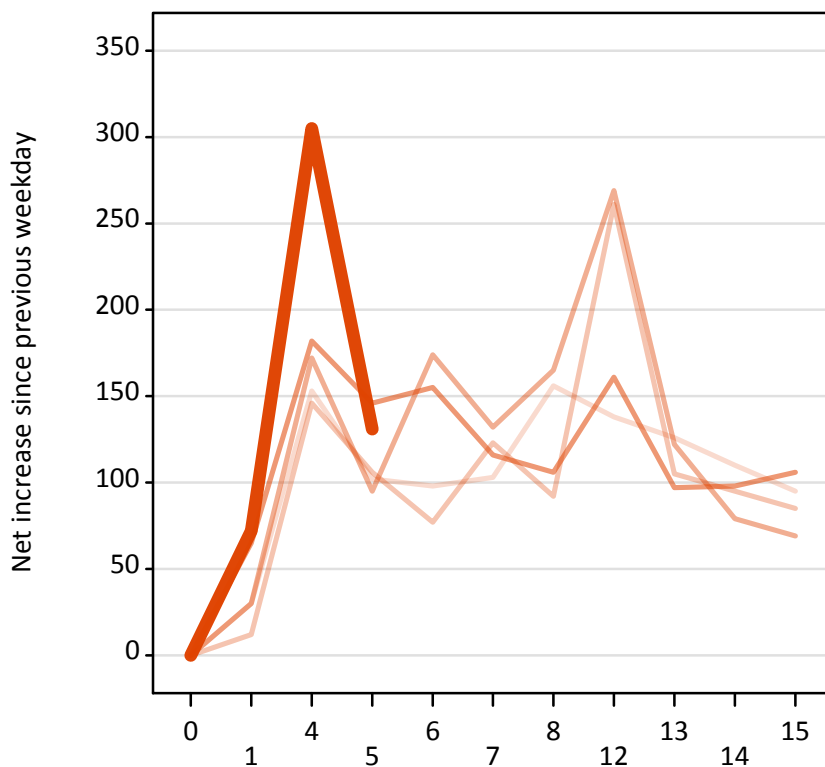
AB.19 All Placed: Daily net change (from all domiciles)

Net increase since previous weekday (2017 cycle up to 5 days after A level results day)

Applicant status, days since A level results day		2013	2014	2015	2016	2017
All Placed	0	0	0	0	0	0
	1	570	510	560	490	610
	4	660	670	720	480	810
	5	350	360	300	360	320
	6	400	310	440	320	
	7	390	360	320	290	
	8	530	640	620	610	
	12	490	580	880	550	
	13	290	280	350	360	
	14	280	290	240	330	
	15	270	260	200	310	

AB.20 Placed through Clearing only: Daily net change (from all domiciles)

Net increase since previous weekday (2017 cycle up to 5 days after A level results day)



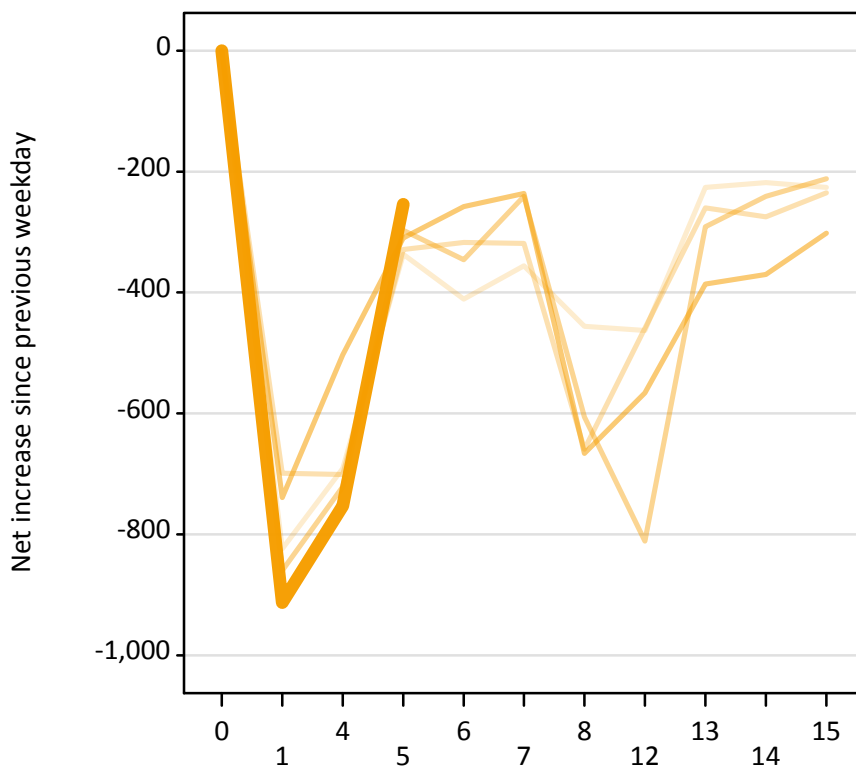
AB.21 Placed through Clearing only: Daily net change (from all domiciles)

Net increase since previous weekday (2017 cycle up to 5 days after A level results day)

Applicant status, days since A level results day		2013	2014	2015	2016	2017
Placed through Clearing only	0	0	0	0	0	0
	1	30	10	30	70	70
	4	150	150	170	180	310
	5	100	110	100	150	130
	6	100	80	170	160	
	7	100	120	130	120	
	8	160	90	170	110	
	12	140	260	270	160	
	13	130	110	120	100	
	14	110	100	80	100	
	15	100	90	70	110	

AB.22 Holding Offer: Daily net change (from all domiciles)

Net increase since previous weekday (2017 cycle up to 5 days after A level results day)



AB.23 Holding Offer: Daily net change (from all domiciles)

Net increase since previous weekday (2017 cycle up to 5 days after A level results day)

Applicant status, days since A level results day		2013	2014	2015	2016	2017
Holding Offer	0	0	0	0	0	0
	1	-820	-700	-860	-740	-910
	4	-690	-700	-720	-500	-750
	5	-340	-330	-300	-310	-250
	6	-410	-320	-350	-260	
	7	-360	-320	-240	-240	
	8	-460	-660	-610	-670	
	12	-460	-460	-810	-570	
	13	-230	-260	-290	-390	
	14	-220	-280	-240	-370	
	15	-230	-240	-210	-300	

AB.24 Free to be placed in Clearing: Daily net change (from all domiciles)

Net increase since previous weekday (2017 cycle up to 5 days after A level results day)

- 2013
- 2014
- 2015
- 2016
- 2017



AB.25 Free to be placed in Clearing: Daily net change (from all domiciles)

Net increase since previous weekday (2017 cycle up to 5 days after A level results day)

Applicant status, days since A level results day		2013	2014	2015	2016	2017
Free to be placed in Clearing	0	0	0	0	0	0
	1	200	150	240	110	190
	4	-650	-660	-620	-550	-390
	5	-170	-220	-150	-180	-110
	6	-110	-110	-200	-160	
	7	-120	-100	-130	-130	
	8	-150	-60	-70	20	
	12	-50	-200	-140	-20	
	13	-110	-80	-100	-40	
	14	-80	-90	-10	-30	
	15	-90	-60	-20	-60	