

2025 CLEARING FORECAST



Edward McClaran
Principal Insight Consultant

METHODOLOGY



We have built a forecast model to predict the expected size of Clearing for the 2025 cycle.



We use applications data from the Equal Consideration Deadline in January to build this picture as soon as possible each cycle.



For 2025 we are making this available to all providers, and we also extended our methodology beyond only considering unplaced applicants.

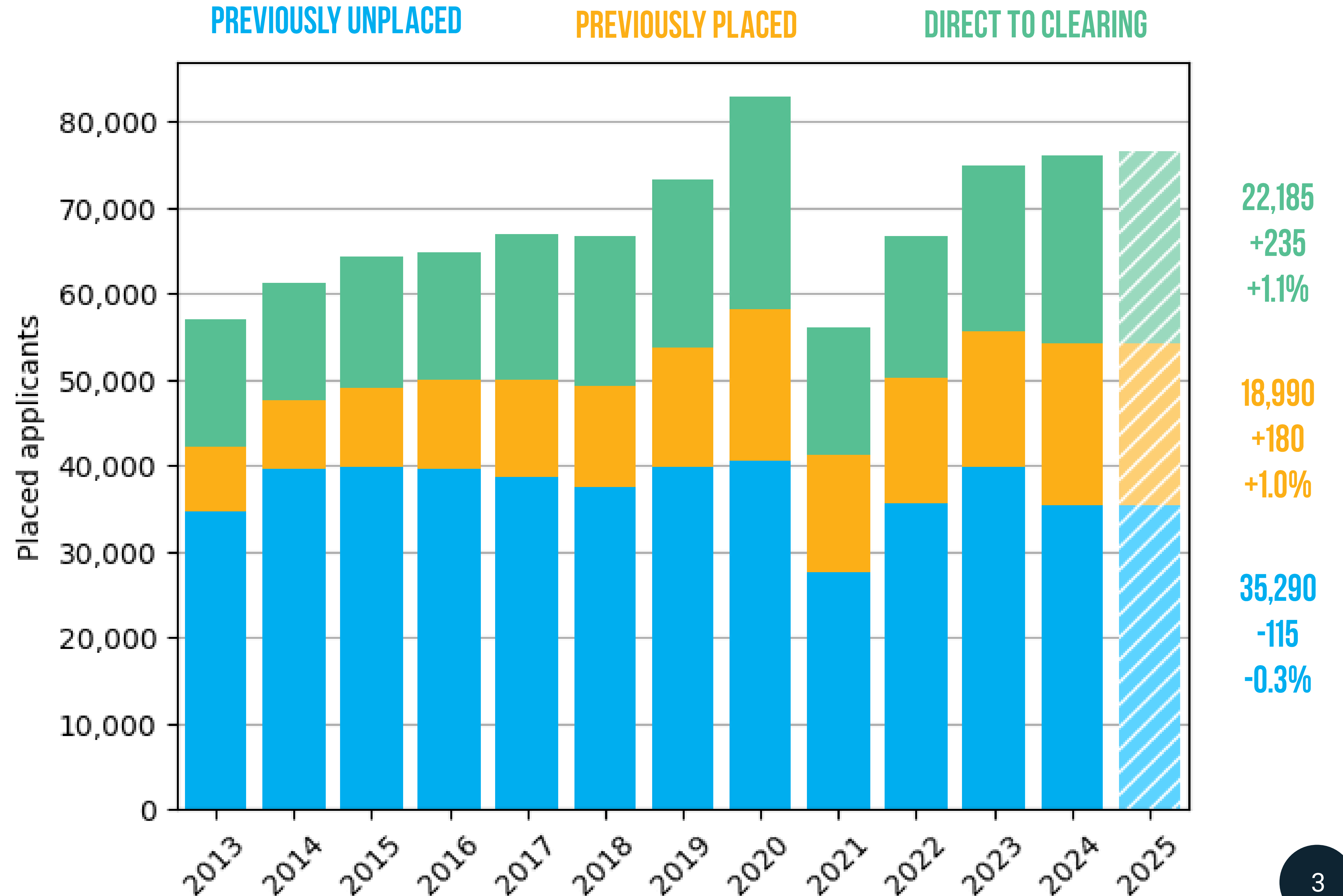


We model Clearing volumes at an overall sector level, then also for all the UK regions, international and major subject groups.

OVERALL NUMBERS

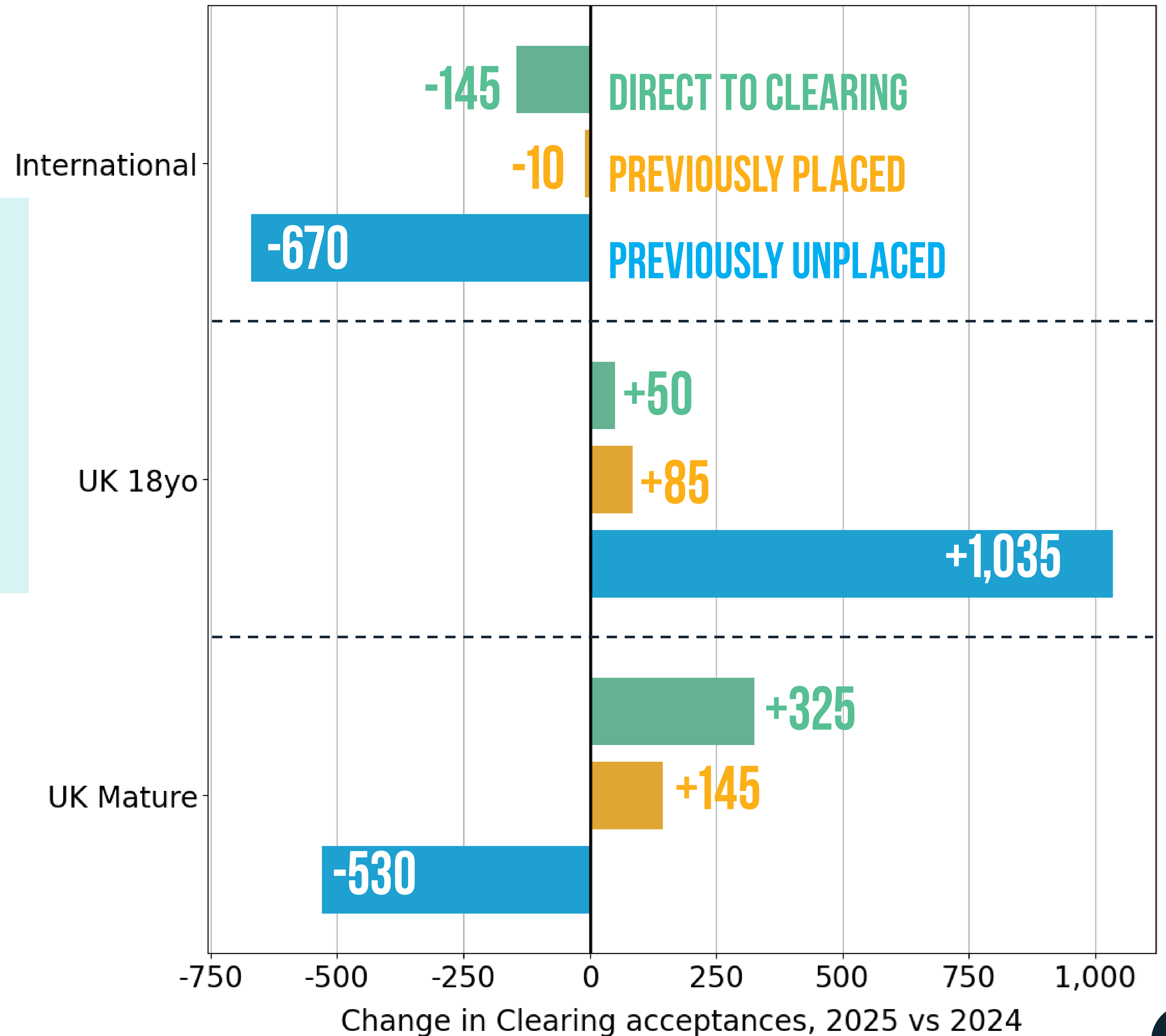
OVERALL NUMBERS:
76,465
+300 (+0.4%)

- At this stage, our forecast predicts that Clearing will be **just slightly larger** this cycle vs 2024.
- This is driven by the increase in **January applications**, as well as a growth in **DTC**.



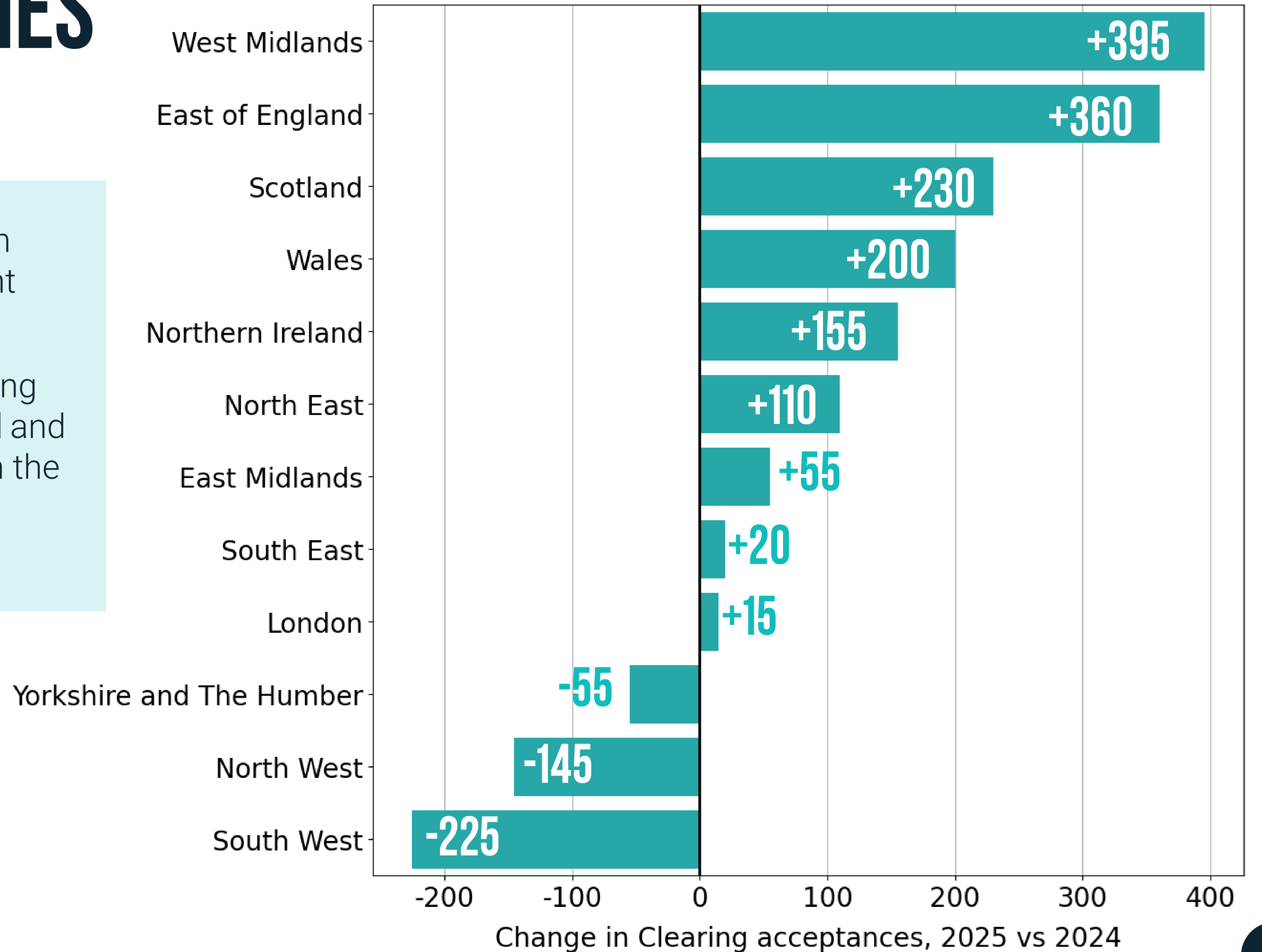
DEMOGRAPHIC BREAKDOWN

- Underneath the overall trend, we expect Clearing to be larger for **UK 18-year-olds** (+1,170, +3.0%).
- However, our forecast predicts a smaller Clearing among **UK 19+** (-60, -0.2%) and **International** applicants (-825, -16%).



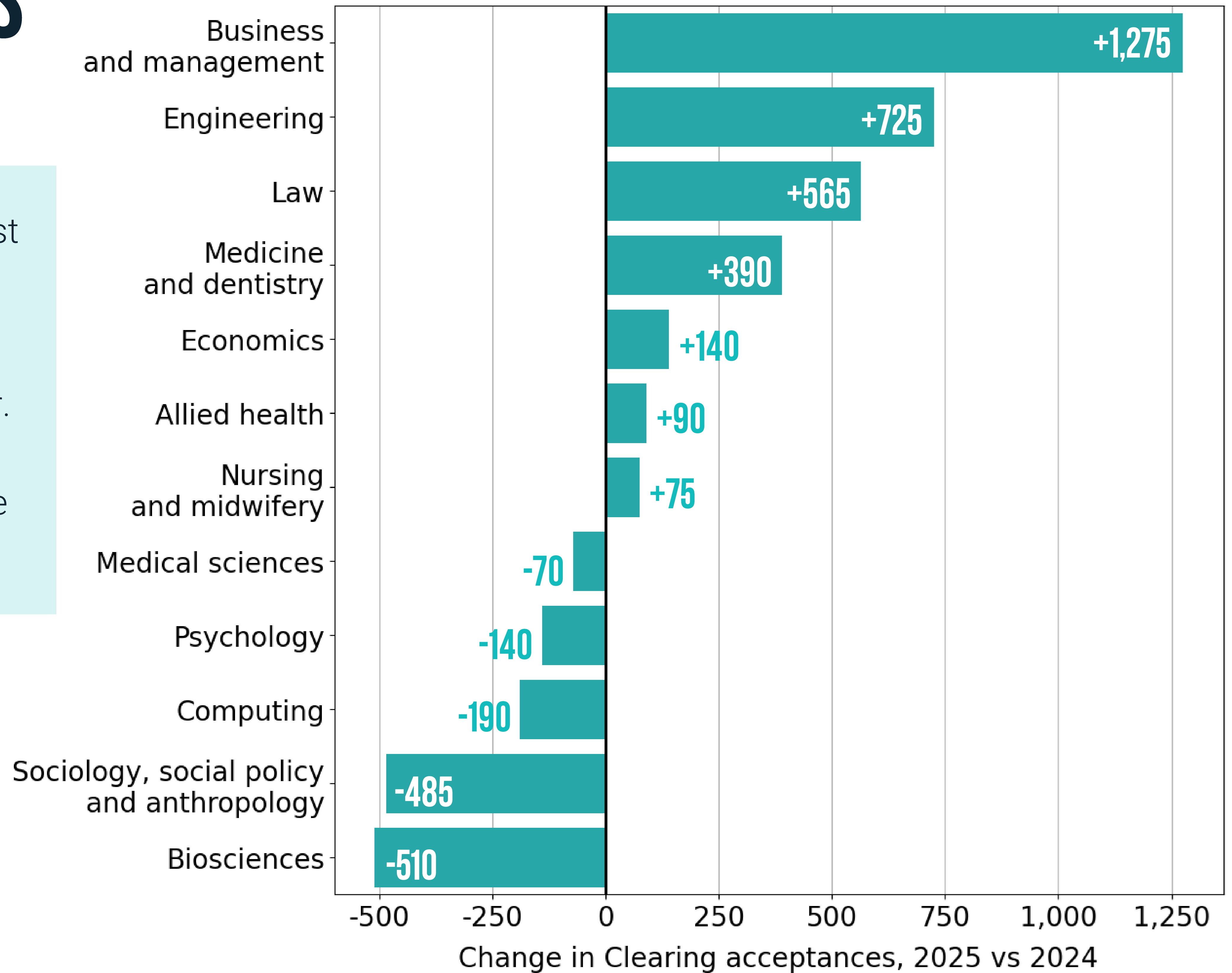
REGIONAL VOLUMES

- Further, there is a **large variation** in predictions when split by applicant region of domicile.
- We are expecting growth in Clearing volumes from the **East of England** and the **West Midlands**, but declines in the **South West** and the **North West**.



SUBJECT VOLUMES

- Year-on-year changes for the largest CAH1 subject areas in Clearing are shown here.
- **Business, Engineering, and Law** are among those expected to be busier.
- Meanwhile, **Biosciences, Sociology, and Computing** are predicted to see lower volumes in Clearing.



CLEARING VOLUMES ARE EXPECTED TO BE JUST ABOVE THOSE SEEN LAST YEAR

- This is largely driven by **increased January Deadline applications**.
- **Law, Engineering** and **Business** are expected to be the subjects with the highest Clearing volumes.
- These impacts are offset by the expectation that we will see lower volumes of unplaced **Biosciences** & **Sociology** applicants and less from international territories.
- We also anticipate another cycle of **increased switching activity**, with those placed after self-releasing expected to rise +1%.
- The South West, North West and Yorkshire are predicted to see a quieter Clearing this year, with **all other regions expected to see more placed** via Clearing, especially in West Mids & East of England.

76,465
+300 (+0.4%)

Thank You

consultancyinsights@ucas.ac.uk

FULL CLEARING INSIGHTS

- If you find the Clearing Forecast useful, consider our full Clearing Insights report.
- 4 sections (including the forecast), see below. Ask your Customer Success Director or the Insights Consultancy team for more information

